

January 27, 2022

To,
National Stock Exchange of India Limited
Symbol – Symphony

To,
BSE Limited
Security Code – 517385

Sub.: Submission of newspaper clippings of publication of financial results

Dear Sir,

We are submitting herewith newspaper clippings of unaudited financial results for third quarter and nine months ended on December 31, 2021, published in financial express dated January 26, 2022.

Please take the same on your record and kindly acknowledge the receipt.

Thanking you,

Yours Truly,

For, Symphony Limited



Mayur Barvadiya
Company Secretary and Head - Legal



Encl.: as above.

Email: companysecretary@symphonylimited.com

SHARE INDIA SECURITIES LIMITED
 CIN : L67120GJ1994PLC115132
 Reg. office: Unit No. 604A-B, 605A-B, 6th Floor, Tower A, World Trade Centre, Gift City, Block-51 Zone-5, Road SE Gift City, Gandhi Nagar, Gujarat-382355, Tel: 0120-4910000
 Corporate Office: A-15, Sector-64, Noida, Gautam Buddha Nagar, Uttar Pradesh-201301
 Website : www.shareindia.com; Email : vikas_cs@shareindia.com

NOTICE

Members are hereby informed that pursuant to the provisions of Section 108 and 110 of the Companies Act, 2013 ("the Act"), read together with the Companies (Management and Administration) Rules, 2014 read with the Circular No. 14/2020 dated April 8, 2020, 17/2020 dated April 13, 2020, 22/2020 dated June 15, 2020, 33/2020 dated September 28, 2020, 39/2020 dated December 31, 2020, 10/2021 dated June 23, 2021 and 20/2021 dated December 08, 2021 issued by Ministry of Corporate Affairs ("MCA Circulars"), the Company has on 25.01.2022 completed the dispatch of Postal Ballot Notice, by electronic means only for seeking approval of shareholders on the matter specified in the Notice dated 21.01.2022 and the resolutions appended therein are proposed to be passed by the Members of the Company by means of postal ballot only by voting through electronic means (remote e-voting). A copy of said notice is also available on the website of the Company www.shareindia.com and on the website of CDSL www.evotingindia.com.

Members whose names appear in the Records of Depositories as on the close of working hours on "the cut-off date" i.e. 21.01.2022 only will be entitled to cast their votes by remote e-voting. Any person who is not a Member as on the said cut-off date & becomes a member thereafter, should treat this Notice for information purposes only and may obtain his/her Login Id and Password by sending a request at www.evotingindia.com for future voting of the Company.

The Company is providing remote e-Voting facility to its Members. Members are requested to note that the remote e-voting shall commence on Wednesday, 26.01.2022 at 9.00 A.M. (IST) and shall end on Thursday, 24.02.2022 at 5.00 P.M. (IST). Thereafter, the e-voting module shall be disabled by CDSL for voting & the Members will not be able to vote after 5.00 P.M. (IST) on Thursday, 24.02.2022.

In support of the "Green Initiative" members are requested to register their e-mail Id with Company by making a specific request quoting their Folio No. / Client Id & DP Id to the Company or to Registrar and Transfer Agent (RTA) for future communication.

For any grievances connected with the voting, **Vikas Aggarwal, Company Secretary & Compliance Officer**, may be contacted at E-mail: vikas_cs@shareindia.com or at A-15, Sector-64, Noida, Gautam Buddha Nagar, Uttar Pradesh-201301 or on 0120-4910000.

For Share India Securities Limited
 Sd/-
Vikas Aggarwal
 Company Secretary & Compliance Officer
 Date : 25.01.2022
 Place : Noida

NEIL INDUSTRIES LIMITED
 CIN: L51109WB1983PLC036091
 R/O: 88B, (Ground Floor), Lake View Road, Kolkata-700029
 Corporate Office: 14/113, Civil Lines, 402-403, Kan Chambers, Kanpur-208001
 Ph: Corp Office : 0512-2303235
 E-Mail: neilii@rediffmail.com, neilindustrieslimited@gmail.com
 WEB : www.neil.co.in

UN-AUDITED QUARTERLY RESULTS FOR THE QUARTER ENDED 31ST DECEMBER, 2021 All amts. in Lakhs

Sr. No.	PARTICULARS	Quarter ended 31st December, 2021	Year to date Figures till 31st March, 2021	Corresponding 3 months ended in the previous year 31st December, 2020
1.	Total Income from Operations	73.80	277.59	72.33
2.	Net Profit / (Loss) for the period (before Tax, Exceptional and/or Extraordinary items)	61.70	197.33	58.35
3.	Net Profit / (Loss) for the period before tax (after Exceptional and/or Extraordinary items)	61.70	197.33	58.35
4.	Net Profit / (Loss) for the period after tax (after Exceptional and/or Extraordinary items)	44.17	97.19	43.35
5.	Total Comprehensive Income for the period [Comprising Profit / (Loss) for the period (after tax) and Other Comprehensive Income (after tax)]	44.17	97.19	43.35
6.	Equity Share Capital	1955.32	1955.32	1955.32
7.	Reserves (excluding Revaluation Reserve)	3764.23	3627.22	3660.13
8.	Earnings Per Share of Rs 10/-each (for continuing and discontinued operations) -			
	1. Basic:	0.23	0.50	0.22
	2. Diluted:	0.23	0.50	0.22

Note :
 a) The above is an extract of the detailed format of Quarterly/Annual Financial Results filed with the Stock Exchanges under Regulation 33 of the SEBI (Listing and Other Disclosure Requirements) Regulations, 2015. The full format of the Quarterly/Annual Financial Results are available on the websites of the Stock Exchange(s) and the listed entity.

For Neil Industries Limited
 Sd/-
Arvind Kumar Mittal
 Director
 Place : Kanpur
 Date : 25.01.2022

SHYAM CENTURY FERROUS LIMITED
 CIN: L27310ML2011PLC008578
 Regd. Office : Vill.: Lumshnong, PO: Khaliehriat, Dist. East Jaintia Hills, Meghalaya - 793210
 Phone: 0365-278215, Fax: (033)22483539
 Email: investors@shyamcenturyferrous.com; website: www.shyamcenturyferrous.com

Extract of Unaudited Financial Results for the Quarter/Nine months ended 31st December, 2021 (₹ in Lacs)

Particulars	Quarter Ended			Nine Months Ended		Year Ended
	31.12.2021 (Unaudited)	30.09.2021 (Unaudited)	31.12.2020 (Unaudited)	31.12.2021 (Unaudited)	31.12.2020 (Unaudited)	31.03.2021 (Audited)
Total Income from Operations	5,733.92	5,312.80	3,606.56	14,982.99	8,879.60	13,568.06
Net Profit/(Loss) for the period (before tax, exceptional items and or extraordinary items)	2,022.42	1,661.88	242.13	4,769.35	715.31	1,856.52
Net Profit/(Loss) for the period (before tax, after exceptional items and or extraordinary items)	2,022.42	1,661.88	242.13	4,769.35	715.31	1,856.52
Net Profit/(Loss) for the period (after tax, exceptional items and or extraordinary items)	1,512.50	1,241.69	177.78	3,565.02	552.47	280.20
Total Comprehensive Income for the period (comprising profit/(loss) for the period after tax and other comprehensive income after tax)	1,513.32	1,243.07	178.13	3,567.47	553.52	281.21
Paid up Equity Share Capital (Face Value of ₹ 1/- each)	2,221.73	2,221.73	2,221.73	2,221.73	2,221.73	2,221.73
Earnings Per Share (of ₹ 1/- each)						
-Basic & Diluted (Not annualised) (₹)	0.68	0.56	0.08	1.60	0.25	0.13

NOTES TO FINANCIAL RESULTS:
 1. The above is an extract of the detailed format of Quarterly Financial results which were reviewed by the Audit Committee and approved at the meeting of the Board of Directors held on 25th January, 2022. The Limited Review of these results as required under Regulation 33 of SEBI (Listing Obligations and Disclosure Requirements) Regulations 2015, as amended, has been completed by the Statutory Auditors of the Company and filed with the Stock Exchanges under Regulation 33 of the SEBI (Listing Obligations and Disclosure Requirements) Regulations, 2015. The full format of the Quarterly Financial results are available on the Stock Exchange websites- www.nseindia.com and www.bseindia.com and also on the Company's website www.shyamcenturyferrous.com.
 2. The Company is primarily engaged in the manufacture and sale of ferro silicon. There are no separate reportable segments as per Ind AS 108, "Operating Segments".
 3. Figures of the previous period/year have been regrouped and reclassified to conform to the classification of current period, wherever necessary.

By order of the Board
 For Shyam Century Ferrous Limited
 Sd/-
Rajesh Kumar Agarwal
 Director
 Date: 25th January, 2022
 Place: Kolkata

BIGBLOC CONSTRUCTION LIMITED
 CIN : L45200GJ2015PLC083577
 REGD. OFF.: 6th FLOOR, A-601/B, INTERNATIONAL TRADE CENTRE, MAJURA GATE, RING ROAD, SURAT - 395002, GUJARAT INDIA
 Ph: +91-261-2463261 / 62 / 63 Fax: +91-261-2463264 Email : bigblockconstruction@gmail.com, website : www.nxtbloc.in

EXTRACT OF UNAUDITED STANDALONE AND CONSOLIDATED FINANCIAL RESULTS FOR THE QUARTER AND NINE MONTHS ENDED 31ST DECEMBER, 2021 (₹s. in Lakhs)

PARTICULARS	STANDALONE			CONSOLIDATED		
	Quarter Ended 31/12/2021	Nine Months Ended 31/12/2021	Quarter Ended 31/12/2020	Quarter Ended 31/12/2021	Nine Months Ended 31/12/2021	Quarter Ended 31/12/2020
	(Unaudited)	(Unaudited)	(Unaudited)	(Unaudited)	(Unaudited)	(Unaudited)
Total Income from Operations	3,718.54	7,523.41	2,197.53	5,288.28	12,268.38	3,490.02
Net Profit for the period (before Tax, Exceptional and / or Extraordinary items)	301.44	670.69	78.74	499.84	985.62	178.87
Net Profit for the period before tax (after Exceptional and / or Extraordinary items)	225.57	545.45	58.39	423.97	860.37	158.52
Net profit for the period after tax (after Exceptional and / or Extraordinary items)	225.57	545.45	58.39	423.97	860.37	158.52
Total Comprehensive Income for the period [Comprising Profit / (Loss) for the period (after tax) and Other Comprehensive Income (after tax)]	-----	-----	-----	-----	-----	-----
Paid up Equity Share Capital				7078.79		7078.79
Reserves (excluding Revaluation Reserve) as shown in the Balance sheet of previous year (as on 31/03/2021)				1,686.61		1,781.90
Earning Per Share (Face value of Rs. 2/- each) (for continuing and discontinued operations) -						
(a) Basic (in Rs.) :	0.32	0.77	0.08	0.60	1.22	0.22
(b) Diluted (in Rs.) :	0.32	0.77	0.08	0.60	1.22	0.22

Note :
 1. The above results have been reviewed by the Audit Committee and approved by the Board of Directors at their meetings held on 24th January, 2022.
 2. The above is an extract of the detailed format of Unaudited Standalone and Consolidated Financial Results for the third Quarter and nine months ended 31st December, 2021 filed with stock Exchanges under Regulation 33 of the SEBI (Listing Obligations and Disclosure Requirements) Regulations, 2015. The full format of the Quarterly financial results is available on the Stock Exchange website i.e. www.bseindia.com and www.nseindia.com and on the Company's website i.e. www.nxtbloc.in.

For BIGBLOC CONSTRUCTION LTD.
 Sd/-
NARESH SABOO
 MANAGING DIRECTOR
 Place : Surat
 Date : 24/01/2022

Quick Heal
 Security Simplified

QUICK HEAL TECHNOLOGIES LIMITED
 Regd. Office: Marvel Edge, Office No. 7010 C & D, 7th Floor, Opposite Neco Garden Society, Viman Nagar, Pune - 411014
 Phone: +91 20 66813232 CIN: L72200MH1995PLC091408 Email : cs@quickheal.co.in

STATEMENT OF CONSOLIDATED FINANCIAL RESULTS OF QUICK HEAL TECHNOLOGIES LIMITED FOR THE QUARTER AND NINE MONTHS ENDED DECEMBER 31, 2021 (₹ in million, except earning per share)

Sr. No.	Particulars	Quarter ended			Nine Months ended		Year ended
		December 31, 2021 (Unaudited)	September 30, 2021 (Unaudited)	December 31, 2020 (Unaudited)	December 31, 2021 (Unaudited)	December 31, 2020 (Unaudited)	March 31, 2021 (Audited)
1	Income						
	Revenue from operations	796.16	1,037.85	698.75	2,381.85	2,277.50	3,330.44
	Other income	36.31	36.51	62.87	135.33	184.27	241.61
	Total income	832.47	1,074.36	761.62	2,517.18	2,461.77	3,572.05
2	Expenses						
	Cost of raw materials consumed	2.81	2.43	1.80	6.42	6.67	10.27
	Purchase of software products	26.15	39.48	6.62	77.29	42.86	83.29
	Changes in inventories of software products	(1.95)	(1.98)	12.98	(6.31)	26.85	22.78
	Employee benefits expense	333.56	339.82	289.82	1,001.00	832.34	1,147.44
	Depreciation and amortisation expense	45.43	41.62	49.57	128.03	144.87	194.87
	Other expenses	230.79	195.02	222.90	583.56	491.93	652.03
	Total expenses	636.79	616.39	583.69	1,789.99	1,545.52	2,110.68
3	Profit before tax (1-2)	195.68	457.97	177.93	727.19	916.25	1,461.37
4	Tax expense						
	Current tax						
	Pertaining to profit for the current period	51.76	115.02	23.25	177.67	229.37	340.38
	Adjustments of tax relating to earlier periods	6.52	-	-	6.52	-	17.56
	Deferred tax	(5.47)	(3.33)	20.07	(7.98)	14.34	33.63
	Total tax expense	52.81	111.69	43.32	176.21	243.71	391.57
5	Profit for the period (3-4)	142.87	346.28	134.61	550.98	672.54	1,069.80
6	Other comprehensive income, net of tax Other comprehensive income not to be reclassified to profit or loss in subsequent periods:						
	Re-measurement of defined benefit plans	0.91	3.48	(4.17)	2.29	(2.87)	1.26
	Other comprehensive income to be reclassified to profit or loss in subsequent periods:						
	Exchange differences on translation of foreign operations	(1.01)	(1.38)	(0.37)	(1.76)	(2.88)	(3.60)
	Total other comprehensive income	(0.10)	2.10	(4.54)	0.53	(5.75)	(2.34)
7	Total comprehensive income (after tax) (5+6)	142.77	348.38	130.07	551.51	666.79	1,067.46
8	Paid-up equity share capital (face value of ₹10 each)	579.55	579.01	642.05	579.55	642.05	642.07
9	Other equity (as per balance sheet of previous accounting year)						6,872.79
10	Earnings per share of ₹10 each: (not annualised for the quarter)						
	a) Basic	2.47	5.98	2.10	9.21	10.48	16.66
	b) Diluted	2.45	5.94	2.09	9.15	10.47	16.65

Audited standalone financial information (₹ in million, except earning per share)

Sr. No.	Particulars	Quarter ended			Nine Months ended		Year ended
		December 31, 2021 (Unaudited)	September 30, 2021 (Unaudited)	December 31, 2020 (Unaudited)	December 31, 2021 (Unaudited)	December 31, 2020 (Unaudited)	March 31, 2021 (Audited)
1	Revenue from operations	796.25	1,037.92	711.23	2,378.00	2,274.23	3,335.28
2	Profit before tax	195.34	457.88	170.21	697.24	910.37	1,458.37
3	Profit after tax	142.82	346.48	127.22	521.91	667.56	1,067.94

Notes to financial results:
 1. The above financial results for the quarter and nine months ended December 31, 2021 have been subjected to limited review by the statutory auditors of the Company and reviewed by the Audit Committee and approved by the Board of Directors of the Company at the meeting held on January 24, 2022.
 2. During the year ended March 31, 2019, The Holding Company had received notice of demand dated March 13, 2019, in relation to service tax under the provisions of Finance Act, 1994 for ₹387.43 (excluding interest and penalties) covering the period from April 1, 2016 to June 30, 2017 on supply of anti-virus software in Compact Disk. The Holding Company replied to the notice of demand to Commissioner of Goods and Service Tax, Pune.
 During the earlier years, The Holding Company received similar notice of demands in relation to service tax under the provisions of Finance Act, 1994 for ₹1,223.07 (excluding penalty of ₹626.97 and pre-deposit, if any) covering the period from March 1, 2011 to March 31, 2016 on supply of anti-virus software in Compact Disk. The Holding Company had filed an appeal with Customs, Excise and Service Tax Appellate Tribunal, New Delhi for the period March 1, 2011 to March 31, 2014 and with the Customs, Excise and Service Tax Appellate Tribunal, Mumbai for the period April 1, 2014 to March 31, 2016.
 The Hon'ble Customs, Excise & Service Tax Appellate Tribunal (CESTAT), Principal Bench, New Delhi, vide its judgment (Order No. 50022/2020) dated January 09, 2020 (Service Tax Appeal No. 51175 of 2016), has set aside the Service Tax demand for ₹560.71 along with interest and penalty which was earlier confirmed by Directorate General of Central Excise Intelligence (DGCEI), New Delhi vide its Order of 2016 covering period from March 1, 2011 to March 31, 2014.
 Based on this latest judgement of CESTAT, New Delhi, technical circular issued by government authorities and an independent legal opinion obtained by the Holding Company in earlier years, the Company is confident to get relief and set aside for balance period from April 01, 2014 to June 30, 2017. Accordingly, no provision/contingent liability had been recognized/disclosed in the financial statements.
 The Commissioner of Service Tax, Delhi has preferred an appeal against the above said Order passed by the Hon'ble Customs, Excise & Service Tax Appellate Tribunal (CESTAT) amounting to ₹560.71 and hearing for admission level is pending with the Hon'ble Supreme Court.
 3. The Board of Directors of the Holding Company at its meeting held on March 10, 2021 and the shareholders by way of postal ballot on April 18, 2021, approved the buy back of the Holding Company's fully paid equity shares of the face value of ₹10 each from its shareholder/beneficial owners of equity shares of the Holding Company including promoters of the Company as on the record date, on a proportionate basis through the "tender offer" route at a price of ₹245 per share for an aggregate amount not exceeding ₹1,550. The Company completed the Buy Back Process on June 24, 2021 and has complied with all the requisite formalities with SEBI and ROC.
 In line with the requirement of the Companies Act, 2013, an amount of ₹594.33 and ₹1,252.73 (including tax on buy back of ₹360.32) has been utilised from securities premium and retained earnings respectively. In accordance with section 69 of the Companies Act, 2013, capital redemption reserve of ₹ 63.27 (representing the nominal value of the shares bought back) has been created as an apportionment from retained earnings. Consequent to such buy back, the paid-up equity share capital has reduced by ₹ 63.27. Further, transaction cost of buy back of shares of ₹17.24 has been reduced from retained earnings.
 4. The Group is engaged in providing security software solutions. The Chief Operating Decision Maker (CODM) reviews the information pertaining to revenue of each of the target customer group (segments) viz. retail, enterprise & government and mobile. However, based on similarity of activities/products, risk and reward structure, organisation structure and internal reporting systems, the Group has structured its operations into one operating segment viz. anti-virus and as such there is no separate reportable operating segment as defined by Ind AS 108 "Operating segments".
 5. Estimated uncertainty relating to COVID-19 outbreak
 The Management has made an assessment of the impact of COVID-19 on the operations of the group, financial performance and position as at quarter and nine months ended December 31, 2021 and has concluded that the impact is primarily on the operational aspects of the business. In assessing the recoverability of receivables, investments, and other assets, the Holding Company has considered internal and external information up to the date of approval of these financial results including status of existing and future customer orders, cash flow forecasts, commitments with suppliers, etc. The Holding Company has performed sensitivity analysis on the assumptions used and based on current indicators of future economic conditions, the Holding Company expects to gradually recover the carrying amount of these assets, the Holding Company has also considered the impact of subsequent events in its assessment and concluded that there is no significant impact which is required to be recognised in the financial results. Accordingly, no further adjustments have been made to the financial results.
 Considering the dynamic nature of the issue, the impact of the global health pandemic may be different from that estimated as at the date of approval of these financial results and the Holding Company will continue to closely monitor any material changes to future economic conditions
 6. Mr. Nitin Kulkarni has resigned as Chief Financial Officer (CFO) w.e.f. October 26, 2021
 7. Mr. Navin Sharma was appointed as Chief Financial Officer (CFO) w.e.f. October 27, 2021
 8. Previous period's figures have been regrouped/ reclassified wherever necessary to make them comparable with the current period's classification/ disclosure.

For and on behalf of the Board of Directors
 Sd/-
Kailash Kulkar
 Managing Director & Chief Executive Officer
 Place: Pune
 Date: January 24, 2022

WORLD LEADER IN AIR COOLING

SYMPHONY LIMITED
 (₹ in Crores)

Extract of Unaudited Consolidated Financial Results for the Quarter and Nine Months ended on December 31, 2021

Particulars	Quarter Ended		Nine Months Ended	
	31-Dec-21	31-Dec-21	31-Dec-20	31-Dec-20
	(Unaudited)	(Unaudited)	(Unaudited)	(Unaudited)
Revenue from operations	205	655	216	561
Profit/(Loss) before exceptional items and tax	28	78	34	56
Exceptional Items	-	-	-	7
Profit/(Loss) after exceptional items and before tax	28	78	34	49
Net Profit after Tax for the year/period	21	57	27	44
Total Comprehensive Income for the year/period [Comprising Profit for the year/period (after tax) and Other Comprehensive Income (after tax)]	26	61	33	50
Paid-up Equity Share Capital (Face Value ₹ 2/- per share)	14	14	14	14
Earnings Per Share (of ₹ 2/- each)*				
Basic & diluted (₹)	2.96	8.15	3.91	6.30

* EPS is not annualised for the quarter/nine months ended December 31, 2021, December 31, 2020.

NOTES:
 1. Key numbers of Standalone Results are as under: (₹ in Crores)

Particulars	Quarter Ended		Nine Months Ended	
	31-Dec-21	31-Dec-21	31-Dec-20	31-Dec-20
	(Unaudited)	(Unaudited)	(Unaudited)	(Unaudited)
Revenue from operations	146	390	124	276
Profit/(Loss) before exceptional items and tax	38	88	44	80
Profit/(Loss) after exceptional items and before tax	38	88	44	80
Net Profit after Tax for the year/period	29	68	35	63

2. The above

WORLD LEADER IN AIR COOLING				
SYMPHONY LIMITED				
(₹ in Crores)				
Extract of Unaudited Consolidated Financial Results for the Quarter and Nine Months ended on December 31, 2021				
Particulars	Quarter Ended	Nine Months Ended	Quarter Ended	Nine Months Ended
	31-Dec-21 (Unaudited)	31-Dec-21 (Unaudited)	31-Dec-20 (Unaudited)	31-Dec-20 (Unaudited)
Revenue from operations	205	655	216	561
Profit/(Loss) before exceptional items and tax	28	78	34	56
Exceptional Items	-	-	-	7
Profit/(Loss) after exceptional items and before tax	28	78	34	49
Net Profit after Tax for the year/period	21	57	27	44
Total Comprehensive Income for the year/period [Comprising Profit for the year/period (after tax) and Other Comprehensive Income (after tax)]	26	61	33	50
Paid-up Equity Share Capital (Face Value ₹ 2/- per share)	14	14	14	14
Earnings Per Share (of ₹ 2/- each)*				
Basic & diluted (₹)	2.96	8.15	3.91	6.30

* EPS is not annualised for the quarter/nine months ended December 31, 2021, December 31, 2020.

NOTES:

1. Key numbers of Standalone Results are as under: (₹ in Crores)


Particulars	Quarter Ended	Nine Months Ended	Quarter Ended	Nine Months Ended
	31-Dec-21 (Unaudited)	31-Dec-21 (Unaudited)	31-Dec-20 (Unaudited)	31-Dec-20 (Unaudited)
Revenue from operations	146	390	124	276
Profit/(Loss) before exceptional items and tax	38	88	44	80
Profit/(Loss) after exceptional items and before tax	38	88	44	80
Net Profit after Tax for the year/period	29	68	35	63

2. The above is an extract of detailed format of quarterly/nine months ended Financial Results filed with the Stock Exchanges under Regulation 33 of the SEBI (Listing Obligations and Disclosure Requirements) Regulation, 2015. The full format of the quarterly/nine months ended Financial Results are available on the Stock Exchange websites www.nseindia.com, www.bseindia.com and on Company's website www.symphonylimited.com


By Order Of The Board
For Symphony Limited

Achal Bakeri
Chairman & Managing Director
DIN-00397573

Place : Ahmedabad
Date : January 25, 2022



World's largest manufacturer of Residential, Commercial & Industrial air coolers. Available in more than 60 countries.
Symphony Limited, Symphony House, FP-12 TP-50, Bodakdev, Off SG Highway, Ahmedabad 380059, India.
CIN: L32201GJ1988PLC010331 | Web: www.symphonylimited.com | Email: corporate@symphonylimited.com | Phone: +91-79-66211111 | Fax: +91-79-66211139

Our Global Brands: 

A SMART WAY TO INVEST IN SILVER

Presenting
ICICI Prudential
Silver ETF
Fund of Fund



- A Fund of Fund scheme that invests in units of ICICI Prudential Silver ETF
- Enables investments for Non Demat account investors.

NFO CLOSING January 27, 2022

To invest, contact your Mutual Fund Distributor

Download IPRUTOUCH App | www.iciciprurf.com

ICICI PRUDENTIAL MUTUAL FUND

—TARAKKI KAREIN!

ICICI Prudential Silver ETF Fund of Fund (An open-ended fund of fund scheme investing in units of ICICI Prudential Silver ETF) is suitable for investors who are seeking:

- Long term wealth creation solution
- To invest in a fund of fund scheme with the primary objective of generating returns by investing in units of ICICI Prudential Silver ETF.

*Investors should consult their financial advisers if in doubt about whether the product is suitable for them.



The Product Labeling assigned during the NFO is based on internal assessment of the scheme characteristics or model portfolio and the same may vary post NFO when actual investments are made. It may be noted that scheme risk-o-meter specified above is based on the scheme characteristics. The same shall be updated in accordance with provisions of SEBI circular dated October 5, 2020 on Product Labeling in mutual fund schemes on ongoing basis.

Investors may please note that they will be bearing the recurring expenses of this Scheme in addition to the expenses of the underlying schemes in which the scheme makes investment.

Mutual Fund investments are subject to market risks, read all scheme related documents carefully.

ADVERTORIAL

REPUBLIC DAY

An initiative **RED** Rapid Engage Deliver

૭૩મો ગૌરવપૂર્ણ પ્રજાસત્તાક દિવસ



ભારત રઢ્મી જાન્યુઆરી, ૨૦૨૧ના રોજ પોતાનો ૭૨ મો પ્રજાસત્તાક દિવસ ઉજવી રહ્યું છે. આ દિવસ બ્રિટીશ શાસન સામેની પહેલી ક્રાંતિ દર્શાવે છે. આ જ દિવસે, ૧૯૪૭માં સ્વતંત્રતા પ્રાપ્ત કર્યા પછી, ૧૯૫૦ માં ભારતીય અંધારણું ઘડતર કરવામાં આવ્યું. ભારતીય અંધારણ એ વિશ્વનું સૌથી મોટું લેખિત અંધારણ છે. પ્રજાસત્તાક દિવસ એ રાષ્ટ્રીય ગૌરવનો દિવસ છે. આ દિવસ આપણને ભારતના અંધારણમાં સમાવિષ્ટ પવિત્ર મૂલ્યોની યાદ અપાવે છે. જે આપણા દેશને એક સાર્વભૌમત્વની સલામતી અને


ઘણા બલિદાનનું પરિણામ છે. પ્રજાસત્તાક દિવસની પરેડના ભાગરૂપે પ્રદર્શિત કરાયેલી રાષ્ટ્રનું સૈન્ય શક્તિ પ્રદર્શિત કરવા કમર કસી રહ્યું હોવાથી, આ વર્ષેની ઉજવણી અગાઉના વર્ષો કરતા અલગ હશે. નોંધપાત્ર ફેરફારોને કારણે, પાંચ ઘાયકાથી વધુ સમયથી ચાલી આવતી મુખ્ય અતિથિ વાળી પરંપરા આ વખતે ન હોવાથી આ પ્રજાસત્તાક દિવસની પરેડ જુદી હશે. ત્યાં કોઈ મોટરસાયકલ સ્ટેટ રહેશે નહીં અને ભીડ ઓછી હશે. દરેક ભારતીય માટે આ કોઈ પણ રીતે દેશભક્તિની

માવના અને રાષ્ટ્રપ્રત્યેના પ્રેમને અલગ પાડશે. ડો. રાજેન્દ્ર પ્રસાદના શબ્દોમાં, “આપણે આ (પ્રજાસત્તાક) દિવસ પરંતુ શાંતીપૂર્ણ પાટરીપૂર્વક સાકાર કરવા માટે પોતાને સમર્પિત કરવા જોઈએ, આપણા રાષ્ટ્ર પિતા અને આપણા આઝાદીના લડવૈયાઓને સ્વતંત્રતા સંગ્રામની પ્રેરણા આપી હતી. વર્ગ વિનાની, સહકારી, મુક્ત અને સુખી સમાજની સ્થાપનાનું સ્વપ્ન સિદ્ધ કરવા આપણે યાદ રાખવું જોઈએ કે આ આનંદના દિવસો કરતાં વધુ સમર્પણનો દિવસ છે. આજનો દિવસ ખેડૂતો અને કામદારો, ચિંતકોને સંપૂર્ણ રીતે મુક્ત, ખુશ અને સંસ્કારી બનાવવાના ગૌરવપૂર્ણ કાર્યને સમર્પિત કરીએ.”



Manish Patel (M) 98250 57993
Kulin Patel (M) 94290 04141

Ambica
CATERERS



Retained No. 1 Position
amongst All Major Ports for
the 14th Year in a row

First Major Port to handle 100+ MMT Cargo for the 6th Consecutive Year

Steady growth, excellent infrastructure, last-leg connectivity, round-the-clock and cost-effective services are the major strengths of Deendayal Port. Due to the unique locational advantage, the gateway to the vast granaries of Northern India and the entire North-Western Industrial belt, the DPT has access to vast hinterland of 1 million square kilometers, that extends upto Jammu and Kashmir also.

P. O. Box No. 50, Admin Building, Gandhidham (Kutch) 370 201 Gujarat, INDIA
Phone : +91 2836 238055 / 220146 | Fax : +91 02836 235982 / 233172
Email : prcdpt@gmail.com | Website : www.deendayalport.gov.in

26th January
Happy Republic Day



પરદેશ પાર્સલ સેવા
શ્રીકૃષ્ણ એપાર્ટમેન્ટ, નહેરુનગર, અમદાવાદ.
Ph. 079-26300326-26303070 M. 9898429666 9898905632