




GROWTH IS NATURAL



SYMPHONY LIMITED

Unaudited Standalone Financial Results for the Quarter ended on September 30, 2011

		(Rs. in Lacs)			3 Months Performance
Sr. No.	Particulars	Quarter Ended on (3 months)		Year Ended (Audited)	
		30-Sep-11	30-Sep-10	30-Jun-11	
1	Gross Revenue	3,007.58	2,426.29	23,743.72	 Gross Revenue Growth 24%
a.	Sales	2,878.20	2,322.75	23,265.88	
b.	Other Income (See Note 5)	129.38	103.54	477.84	
2	Expenditure	2,613.70	1,965.65	17,072.05	
a.	(Increase) / Decrease in stock-in-trade	560.72	(801.91)	(3,518.92)	
b.	Consumption of raw materials	823.10	1,915.11	14,093.80	
c.	Employees cost	376.55	257.68	1,056.04	
d.	Selling & Distribution	584.96	449.04	4,402.44	
e.	Depreciation	50.54	36.28	168.59	
f.	Other expenditure	217.83	109.45	870.10	
3	Foreign Exchange Fluctuation Gain / (Loss)	250.70	(104.35)	(67.03)	 PAT Growth 85%
4	Profit before Financial Charges and Income tax (1-2+3)	644.58	356.29	6,604.64	
5	Financial Charges	5.72	6.75	31.60	
6	Profit after Financial Charges but before Exceptional Items and Income tax (4-5)	638.86	349.54	6,573.04	
7	Exceptional/Prior Period Income	-	-	62.81	
8	Profit after Exceptional Items but before Income tax (6+7)	638.86	349.54	6,635.85	
9	Income tax				
a.	Current Tax	198.00	111.68	2,151.05	
b.	Deferred Tax	-	-	(8.44)	
10	Profit after tax (8-9)	440.86	237.86	4,493.24	
11	Paid-up Equity Share Capital (Face Value Rs.10/- per share)	699.57	699.57	699.57	 EPS Growth 85%
12	Reserves excluding Revaluation Reserve as per the Balance Sheet of previous accounting year	-	-	11,600.71	
13	Earning Per Share (EPS)				
	Basic & diluted EPS	6.30	3.40	64.23	
14	Public shareholding				
a.	No. of shares	1,748,926	1,748,926	1,748,926	
b.	Percentage of shareholding	25%	25%	25%	
15	Promoters and Promoters group shareholding				
a.	Pledged / Encumbered				
	- Number of shares	-	-	-	
	- Percentage of shares (as a % of the total shareholding of promoter and promoter group)	-	-	-	
	- Percentage of shares (as a % of the total share capital of the company)	-	-	-	
	b. Non-encumbered				
	- Number of shares	5,246,774	5,246,774	5,246,774	
	- Percentage of shares (as a % of the total shareholding of promoter and promoter group)	100%	100%	100%	
	- Percentage of shares (as a % of the total share capital of the company)	75%	75%	75%	

NOTES:

- The above financial results have been reviewed by the Audit Committee and approved by the Board of Directors at their meeting held on 18/10/2011.
- The Board, subject to the approval of ensuing general meeting, has recommended split (sub-division) of existing equity shares, each of Rs. 10/- (Rs. Ten only), fully paid up into 5 equity shares each of Rs. 2/- (Rs. Two only).
- The business of the company is seasonal. Major turnover is being generated in the last two quarters of the accounting year. This has been trend in the earlier years also.
- Foreign Exchange Fluctuation includes unrealised gain amounting to Rs. 235.88 lacs on Export Receivables and Loans & Advances given to subsidiaries (corresponding quarter last year loss of Rs. 104.89 lacs) leading to higher profitability to that extent.
- Other Income is inclusive of Interest Income which is net of interest expenses of Rs. 7.55 lacs (corresponding quarter last year Rs. 13.01 lacs)
- There was no opening backlog of investors' complaints at the beginning of the quarter and during the said quarter, the company has not received any complaints. At the end of the quarter, there was no complaint pending.
- Previous period figures have been rearranged/regrouped wherever necessary to make them comparable with the figures of the current year.
- The Unaudited Financial Results for period of three months ended on 30/09/2011 as above have undergone "Limited Review" by the Statutory Auditors of the Company.

Segmentwise Revenue and Results

		(Rs. in Lacs)		
Sr. No.	Particulars	Quarter Ended on (3 months)		Year Ended (Audited)
		30-Sep-11	30-Sep-10	30-Jun-11
1	Segment Revenue			
a.	Domestic	2,479.25	2,069.16	19,405.80
b.	Exports	398.95	253.59	3,860.08
	Net Sales / Income from Operations	2,878.20	2,322.75	23,265.88
2	Segment Expenditure			
a.	Domestic	2,136.00	1,875.93	15,798.50
b.	Exports	301.34	208.96	2,974.14
	Total Expenditure	2,437.34	2,084.89	18,772.64
3	Segment Profit			
a.	Domestic	343.25	193.23	3,607.30
b.	Exports (See Note 1)	97.61	44.63	885.94
	Total Profit	440.86	237.86	4,493.24

NOTES:

- Segment Profit for the quarter includes unrealised gain of Foreign Exchange Fluctuation amounting to Rs. 34.04 lacs on Export Receivables (corresponding quarter during last year was loss of Rs. 25.46 lacs)
- Segment Capital Employed :** Fixed assets used in the company's business or liabilities contracted have not been identified with any of the reportable segments, as the fixed assets and services are used interchangeably between segments. The company believes that it is currently not practical to provide segment disclosures relating to Capital employed.

By Order Of The Board
For Symphony Limited

Place : Ahmedabad
Date : October 18, 2011

Achal Bakeri
Chairman & Managing Director

natural cooling

Symphony

World's Largest Air Cooler Company. Manufacturing Residential, Commercial and Industrial Air Coolers in India and North America. Available in 54 Countries.

Symphony Limited, 'Saumya', Bakeri Circle, Navrangpura, Ahmedabad - 380 014, India.
www.symphonylimited.com