

# GROWTH IS NATURAL






Honored by 'The Institute of Chartered Accountants of India' as Winner of 'ICAI Award for Excellence in Financial Reporting'.

## SYMPHONY LIMITED

### Unaudited Standalone Financial Results for the Half Year Ended on December 31, 2011

(₹ in Lacs)

Particulars	Quarter Ended			Half Year Ended		Year Ended (Audited)	Half Yearly Growth
	31/12/2011	30/09/2011	31/12/2010	31/12/2011	31/12/2010	30/06/2011	
<b>1 Gross Revenue</b>	<b>5,762</b>	<b>3,008</b>	<b>5,473</b>	<b>8,770</b>	<b>7,899</b>	<b>23,744</b>	 <b>Gross Revenue Growth 11%</b>
a. Sales	5,618	2,878	5,357	8,496	7,680	23,266	
b. Other Income (See Note 5)	144	130	116	274	219	478	
<b>2 Expenditure</b>	<b>4,286</b>	<b>2,614</b>	<b>3,932</b>	<b>6,899</b>	<b>5,897</b>	<b>17,072</b>	
a. (Increase) / Decrease in stock-in-trade	531	561	(1,120)	1,092	(1,922)	(3,519)	
b. Consumption of raw materials	2,167	812	3,576	2,979	5,475	14,094	
c. Employee cost	369	377	258	745	516	1,056	
d. Selling & Distribution	951	657	1,003	1,609	1,458	4,402	
e. Depreciation	47	51	43	97	79	169	
f. Other expenditure	221	156	172	377	291	870	
<b>3 Foreign Exchange Fluctuation Gain / (Loss)</b>	<b>57</b>	<b>251</b>	<b>(2)</b>	<b>307</b>	<b>(106)</b>	<b>(67)</b>	
<b>4 Profit before Financial Charges and Income tax (1-2+3)</b>	<b>1,533</b>	<b>645</b>	<b>1,539</b>	<b>2,178</b>	<b>1,896</b>	<b>6,605</b>	 <b>PBT Growth 15%</b>
<b>5 Financial Charges</b>	<b>2</b>	<b>6</b>	<b>5</b>	<b>8</b>	<b>12</b>	<b>32</b>	
<b>6 Profit after Financial Charges but before Exceptional Items and Income tax (4-5)</b>	<b>1,531</b>	<b>639</b>	<b>1,534</b>	<b>2,170</b>	<b>1,884</b>	<b>6,573</b>	
<b>7 Exceptional / Prior Period Income</b>	<b>-</b>	<b>-</b>	<b>-</b>	<b>-</b>	<b>-</b>	<b>63</b>	
<b>8 Profit after Exceptional Items but before Income tax (6+7)</b>	<b>1,531</b>	<b>639</b>	<b>1,534</b>	<b>2,170</b>	<b>1,884</b>	<b>6,636</b>	
<b>9 Tax Expenses (Including Deferred Tax)</b>	<b>401</b>	<b>198</b>	<b>503</b>	<b>599</b>	<b>615</b>	<b>2,143</b>	
<b>10 Profit after tax (8-9)</b>	<b>1,130</b>	<b>441</b>	<b>1,031</b>	<b>1,571</b>	<b>1,269</b>	<b>4,493</b>	
<b>11 Paid-up Equity Share Capital (Face Value ₹ 10/- per share)</b>	<b>700</b>	<b>700</b>	<b>700</b>	<b>700</b>	<b>700</b>	<b>700</b>	
<b>12 Reserves excluding Revaluation Reserve as per the Balance Sheet of previous accounting year</b>	<b>-</b>	<b>-</b>	<b>-</b>	<b>-</b>	<b>-</b>	<b>11,601</b>	
<b>13 Earning Per Share (EPS - ₹)</b>							
Basic & diluted EPS	<b>16.15</b>	<b>6.30</b>	<b>14.74</b>	<b>22.46</b>	<b>18.14</b>	<b>64.23</b>	 <b>PAT Growth 24%</b>
<b>14 Public shareholding</b>							
a. No. of shares	1,748,926	17,48,926	17,48,926	1,748,926	17,48,926	17,48,926	
b. Percentage of shareholding	25%	25%	25%	25%	25%	25%	
<b>15 Promoters and Promoters group shareholding</b>							
a. Pledged / Encumbered							
- Number of shares	-	-	-	-	-	-	
- Percentage of shares ( as a % of the total shareholding of promoter and promoter group)	-	-	-	-	-	-	
- Percentage of shares ( as a % of the total share capital of the company)	-	-	-	-	-	-	
b. Non-encumbered							
- Number of shares	5,246,774	52,46,774	52,46,774	5,246,774	52,46,774	52,46,774	
- Percentage of shares ( as a % of the total shareholding of promoter and promoter group)	100%	100%	100%	100%	100%	100%	
- Percentage of shares ( as a % of the total share capital of the company)	75%	75%	75%	75%	75%	75%	

#### NOTES:

- The above financial results have been reviewed by the Audit Committee and approved by the Board of Directors at their meeting held on 19/01/2012.
- As approved in the last annual general meeting held on November 30, 2011, the company is in process of splitting (sub-division) of existing equity shares, each of ₹ 10/- (₹ Ten only), fully paid up into 5 equity shares each of ₹ 2/- (₹ Two only) fully paid up. The process will be completed shortly.
- The business of the company is seasonal. Major turnover is being generated in the last two quarters of the accounting year. This has been trend in the earlier years also.
- Foreign Exchange Fluctuation for the quarter and the half year ended December 31, 2011 respectively are on account of realised / unrealised gain / loss on Export Receivables, Loans & Advances given to subsidiaries and Imports; leading to higher / lower profitability to that extent.
- Other Income is inclusive of Interest Income which is net of interest expenses for the quarter and the half year ended December 31, 2011 of ₹ 13.65 lacs and ₹ 21.20 lacs respectively (the corresponding quarter and the half year ended December 31, 2010 ₹ 0.13 lacs and ₹ 13.14 lacs respectively)
- There was no opening backlog of investors' complaints at the beginning of the quarter and during the said quarter, the company has received one complaint and the same has been resolved. At the end of the quarter, there was no complaint pending.
- Previous period figures have been rearranged / regrouped wherever necessary to make them comparable with the figures of the current year.
- The Unaudited Financial Results for period of half year ended on December 31, 2011 as above have undergone "Limited Review" by the Statutory Auditors of the Company.

### Segmentwise Revenue and Results

(₹ in Lacs)

Particulars	Quarter Ended			Half Year Ended		Year Ended (Audited)
	31/12/2011	30/09/2011	31/12/2010	31/12/2011	31/12/2010	30/06/2011
<b>1 Segment Revenue</b>						
a. Domestic	4,727	2,479	5,171	7,206	7,240	19,406
b. Exports	891	399	186	1,290	440	3,860
Net Sales / Income from Operations	5,618	2,878	5,357	8,496	7,680	23,266
<b>2 Segment Expenditure</b>						
a. Domestic	3,893	2,136	4,156	6,029	6,032	15,799
b. Exports	595	301	170	896	379	2,974
Total Expenditure	4,488	2,437	4,326	6,925	6,411	18,773
<b>3 Segment Profit</b>						
a. Domestic	834	343	1,015	1,177	1,208	3,607
b. Exports (See Note 1)	296	98	16	394	61	886
Total Profit	1,130	441	1,031	1,571	1,269	4,493

#### NOTES:

- Segment Profit for the quarter and the half year ended December 31, 2011 respectively includes realised / unrealised gain / loss on Export Receivables, Loans & Advances given to subsidiaries and Imports.
- Segment Capital Employed:**  
Fixed assets used in the company's business or liabilities contracted have not been identified with any of the reportable segments, as the fixed assets and services are used interchangeably between segments. The company believes that it is currently not practical to provide segment disclosures relating to Capital employed.

### Unaudited Statement of Assets & Liabilities as at December 31, 2011

(₹ in Lacs)

Particulars	6 Months Ended As at 31/12/2011	6 Months Ended As at 31/12/2010
<b>1 Shareholder's Funds:</b>		
a. Capital	700	700
b. Reserves and Surplus	13,171	9,189
<b>2 Loan Funds*</b>	<b>1,494</b>	<b>9</b>
<b>3 Deferred Tax Liability (Net)</b>	<b>48</b>	<b>70</b>
<b>Total</b>	<b>15,413</b>	<b>9,968</b>
<b>1 Fixed Assets</b>	<b>3,056</b>	<b>1,524</b>
<b>2 Investments</b>	<b>3,411</b>	<b>2,623</b>
<b>3 Current Assets, Loans and Advances</b>		
a. Inventories	3,075	2,570
b. Sundry Debtors	760	601
c. Cash and Bank balances	2,145	1,341
d. Other current assets	64	10
e. Loans and Advances	5,207	4,892
	<b>11,251</b>	<b>9,414</b>
Less: Current Liabilities and Provisions		
a. Liabilities	2,098	3,417
b. Provisions	207	176
	<b>2,305</b>	<b>3,593</b>
Net Current Assets	8,946	5,821
<b>Total</b>	<b>15,413</b>	<b>9,968</b>

\*Loan Funds include Packing Credit facilities (Pre and Post Shipment) ₹ 1477 lacs (Previous year ₹ Nil) by pledging Bank FD of ₹ 1835 lacs.

By order of the Board  
for, **Symphony Limited**

Ahmedabad  
January 19, 2012

Achal Bakeri  
**Chairman & Managing Director**

natural cooling

**Symphony**

World's Largest Air Cooler Company. Manufacturing Residential, Commercial and Industrial Air Coolers in India and North America. Available in 54 Countries.  
**Symphony Limited**, 'Saumya', Bakeri Circle, Navrangpura, Ahmedabad - 380 014, India. **www.symphonylimited.com**