

**SYMPHONY CLIMATIZADORES LTDA**  
**BALANCE SHEET AS AT MARCH 31, 2022**

In R\$

Particulars	Note	As at 31/03/2022	As at 31/03/2021
<b>I ASSETS</b>			
(1) Non-current assets			
(a) Property, plant and equipment	3(A)	-	-
(b) Capital work - in - Progress	3(C)	-	-
(c) Other intangible assets	3(B)	38,126	42,410
(d) Financial Assets			
(i) Investments			
a) Investments in subsidiaries	4	-	-
b) Other investments	4	-	-
(ii) Other financial assets	5	-	-
		38,126	42,410
(e) Other non-current assets	6	-	-
<b>Total Non-current assets</b>		<b>38,126</b>	<b>42,410</b>
(2) Current assets			
(a) Inventories	7	14,10,269	17,86,282
(b) Financial assets			
(i) Other investments	8	-	-
(ii) Trade receivables	9	80,293	-
(iii) Cash and cash equivalents	10	1,15,600	3,24,861
(iv) Bank balances other than (iii) above	10	-	-
(v) Other financial assets	11	-	-
(c) Current tax assets (Net)	23	67,739	1,83,423
(d) Other current assets	12	26,134	-
<b>Total Current assets</b>		<b>17,00,034</b>	<b>22,94,566</b>
<b>Total Assets</b>		<b>17,38,160</b>	<b>23,36,976</b>
<b>II EQUITY AND LIABILITIES</b>			
(1) Equity			
(a) Equity share capital	13	50,000	50,000
(b) Other equity	14	(2,34,665)	(3,50,447)
<b>Total Equity</b>		<b>(1,84,665)</b>	<b>(3,00,447)</b>
(2) Non-current liabilities			
(a) Financial liabilities			
(i) Borrowings	15	6,57,677	5,78,704
(b) Provisions	16	-	-
(c) Deferred tax liabilities (Net)	17	-	-
<b>Total Non-current liabilities</b>		<b>6,57,677</b>	<b>5,78,704</b>
(3) Current Liabilities			
(a) Financial liabilities			
(i) Borrowings	18	11,20,486	9,25,550
(ii) Trade payables	19	1,44,393	11,32,906
(iii) Other financial liabilities	20	-	-
		12,64,879	20,58,456
(b) Other current liabilities	21	269	263
(c) Provisions	22	-	-
(d) Current tax liabilities (Net)	23	-	-
<b>Total Current liabilities</b>		<b>12,65,148</b>	<b>20,58,719</b>
<b>Total Liabilities</b>		<b>19,22,825</b>	<b>26,37,422</b>
<b>Total Equity and Liabilities</b>		<b>17,38,160</b>	<b>23,36,976</b>

See accompanying notes forming part  
of the Financial Statements

1-35



For, Symphony Climatadores LTDA

Place : Ahmedabad  
Date : April 18, 2022

Madhu Mohan  
Director



**SYMPHONY CLIMATIZADORES LTDA****STATEMENT OF PROFIT AND LOSS FOR THE YEAR ENDED MARCH 31, 2022**

In R\$

Particulars	Note	Year Ended 31/03/2022	Year Ended 31/03/2021
I Revenue from Operations	24	10,75,229	9,08,417
II Other income	25	4,04,503	3,023
III <b>Total Revenue ( I + II )</b>		<b>14,79,732</b>	<b>9,11,441</b>
IV <b>Expenses:</b>			
Cost of materials consumed	26	-	-
Purchase of stock-in-trade	27	3,76,927	18,61,357
Changes in inventories of finished goods, work-in-progress and stock-in-trade	28	3,76,013	(13,81,218)
Employee benefits expense	29	-	-
Finance costs	30	94,920	54,265
Depreciation and amortisation expense	3	4,284	3,388
Advertisement and Sales Promotion Expenses		1,44,231	62,774
Other Expenses	31	3,67,575	4,66,667
<b>Total Expenses (IV)</b>		<b>13,63,950</b>	<b>10,67,232</b>
V <b>(Loss) before Tax (III – IV)</b>		<b>1,15,782</b>	<b>(1,55,792)</b>
VI Tax expense / (Benefits):			
(1) Current tax		-	-
(2) Excess provision of tax relating to previous years		-	-
(3) Net current tax		-	-
(4) Deferred tax		-	-
Net tax expense (VI)		-	-
VII <b>(Loss) for the year/period (V - VI)</b>		<b>1,15,782</b>	<b>(1,55,792)</b>
VIII <b>Other comprehensive income</b>			
<b>Items that will not to be reclassified to profit or loss :</b>			
(i) Remeasurements of the defined benefit plans			
(ii) Income tax effect on above			
<b>Items that will be reclassified to profit or loss :</b>			
(i) Gain / (Loss) on Items designated as Fair Value Through Other Comprehensive Income	14.4		
(ii) Income tax effect on above			
<b>Total other comprehensive income (VIII)</b>		<b>-</b>	<b>-</b>
IX <b>Total comprehensive income for the year/period (VII+VIII)</b>		<b>1,15,782</b>	<b>(1,55,792)</b>
X Earnings per equity share of face value of R\$ 1/- each :			
(1) Basic	32	2.32	(3.12)
(2) Diluted	32	2.32	(3.12)
See accompanying notes forming part of the financial statements	1-35		



Place : Ahmedabad  
Date : April 18, 2022

For, Symphony Climatadores LTDA

*(Signature)*  
**Madhu Mohan**  
Director



# SYMPHONY CLIMATIZADORES LTDA

## STATEMENT OF CHANGES IN EQUITY FOR THE YEAR ENDED MARCH 31, 2022

### A EQUITY SHARE CAPITAL


	No. of Shares	Amount (In R\$)
Balance as at April 01, 2020	50,000	50,000
Add: Issue during the year	-	-
Balance as at March 31, 2021	50,000	50,000
Add: Issue during the year	-	-
Balance as at March 31, 2022	50,000	50,000

### B

### OTHER EQUITY

Particulars	General Reserve	Securities Premium	Capital Reserve	Reserve for Debt Instruments through Other Comprehens ive Income	Retained Earnings	Total
Balance as on April 01, 2020	-	-	919	-	(1,95,574)	(1,94,655)
Profit during the year					(1,55,792)	(1,55,792)
Other Comprehensive Income for the year, net of income tax						-
<b>Total Comprehensive Income for the year</b>	-	-	-	-	(1,55,792)	(1,55,792)
Reclassification to Profit & Loss on disposal of Instruments designated as FVTOCI						-
Movement During the year						-
Interim Dividend on Equity Shares						-
Tax on Interim Dividend						-
<b>Balance as on March 31, 2021</b>	-	-	919	-	(3,51,365)	(3,50,447)
Profit during the year					1,23,796	1,23,796
Other Comprehensive Income for the year, net of income tax						-
<b>Total Comprehensive Income for the year</b>	-	-	-	-	1,23,796	1,23,796
Reclassification to Profit & Loss on disposal of Instruments designated as FVTOCI						-
Movement During the year						-
Interim Dividend on Equity Shares						-
Tax on Interim Dividend						-
<b>Balance as on March 31, 2022</b>	-	-	919	-	(2,35,584)	(2,34,665)

For, Symphony Climatadores LTDA



Madhu Mohan  
Director

Place : Ahmedabad  
Date : April 18, 2022



**SYMPHONY CLIMATIZADORES LTDA****STATEMENT OF CASH FLOWS FOR THE YEAR ENDED MARCH 31, 2022**

In R\$

	Year Ended 31/03/2022	Year Ended 31/03/2021	
<b>A CASH FLOW FROM OPERATING ACTIVITIES</b>			
(Loss) for the year/period	1,15,782	(1,55,792)	
Adjustments For:			
Depreciation and Amortization Expense	4,284	3,388	
Finance costs recognised in profit or loss	94,920	54,265	
Interest Income recognised in profit or loss	(3,415)	(2,490)	
<b>Operating Profit Before Working Capital Changes</b>	<b>2,11,571</b>	<b>(1,00,629)</b>	
<b>Movements in working capital:</b>			
(Increase)/Decrease in trade and other receivables	(80,293)	-	
(Increase) in inventories	3,76,013	(13,81,218)	
(Increase) in other assets	(26,134)	-	
Increase in trade payables	(9,88,513)	10,60,138	
Increase in other liabilities	6	79	
<b>Cash Generated from Operations</b>	<b>(5,07,350)</b>	<b>(4,21,630)</b>	
Income taxes paid	1,15,685	(1,23,609)	
<b>Net Cash Used in Operating Activities (A)</b>	<b>(3,91,666)</b>	<b>(5,45,239)</b>	
<b>B CASH FLOW FROM INVESTING ACTIVITIES</b>			
Payments for property, plant and equipment, intangible assets and capital advances	-	(37,300)	
Interest received	3,415	2,490	
Payments to acquire financial assets	-	2,25,136	
<b>Net Cash Used in Investing Activities (B)</b>	<b>3,415</b>	<b>1,90,326</b>	
<b>C CASH FLOW FROM FINANCING ACTIVITIES</b>			
Finance cost paid	(94,920)	(54,265)	
Proceeds from borrowings	2,73,909	6,51,015	
<b>Net Cash Generated by Financing Activities (C)</b>	<b>1,78,990</b>	<b>5,96,750</b>	
<b>Net Increase in Cash &amp; Cash Equivalents (A+B+C)</b>	<b>(2,09,261)</b>	<b>2,41,838</b>	
Cash & Cash Equivalents at the beginning of the year/period	3,24,861	83,023	
Cash & Cash Equivalents at the end of the year/period	1,15,600	3,24,861	
Cash on Hand	-	-	
Balances with Schedule Bank in Current Account	1,15,600	3,24,861	
Cash & Cash Equivalents included in Note no.10	1,15,600	3,24,861	

**Notes to Statement of Cash Flows:**

1.The Statement of Cash Flows has been prepared under the Indirect method as set out in Ind AS 7 on Statement of Cash Flows notified under Section 133 of The Companies Act 2013, read together with Paragraph 7 of the Companies (Indian Accounting Standard) Rules 2015 (as amended).

For, Symphony Climatadores LTDA



*Madhu Mohan*  
Director

Place : Ahmedabad  
Date : April 18, 2022



**SYMPHONY CLIMATIZADORES LTDA**

## Notes forming part of the Financial Statements

**(3) Property, Plant and Equipment, Capital Work-In-Progress & Other Intangible Assets**

	Plant Property Equipment										Other Intangible Assets				Capital WIP (C)	Grand Total (A+B+C)
	Free Hold Land	Buildings	Plant & Machinery	Furniture & Fixtures	Vehicles	Office Equipments	Computers	Total (A)	Softwares	Trademarks	Designs	Copy Rights	Total (B)			
Gross Block																
As at 01/04/2020	-	-	-	-	-	-	-	-	-	9,620	-	-	-	9,620	-	9,620
Additions										37,300				37,300		37,300
Disposals																
As at 31/03/2021	-	-	-	-	-	-	-	-	-	46,920	-	-	-	46,920	-	46,920
Additions										-				-		
Disposals																
As at 31/03/2022	-	-	-	-	-	-	-	-	-	46,920	-	-	-	46,920	-	46,920
Accumulated Depreciation and Amortization																
As at 01/04/2020	-	-	-	-	-	-	-	-	-	1,122	-	-	-	1,122	-	1,122
Depreciation and Amortization For The Year										3,388				3,388		3,388
Eliminated on disposals of assets																
As at 31/03/2021	-	-	-	-	-	-	-	-	-	4,510	-	-	-	4,510	-	4,510
Depreciation and Amortization For The Year										4,284				4,284		4,284
Eliminated on disposals of assets																
As at 31/03/2022	-	-	-	-	-	-	-	-	-	8,794	-	-	-	8,794	-	8,794
Net Block																
As at 31/03/2021	-	-	-	-	-	-	-	-	-	42,410	-	-	-	42,410	-	42,410
As at 31/03/2022	-	-	-	-	-	-	-	-	-	38,126	-	-	-	38,126	-	38,126





# SYMPHONY CLIMATIZADORES LTDA

## Notes forming part of the Financial Statements

### (4) NON-CURRENT INVESTMENTS

(In R\$)

Particulars	As at 31/03/2022	As at 31/03/2021
<b>Non-current Investments</b>		
<b>Investments in subsidiaries (Unquoted)</b>	<b>Nos.</b>	<b>Nos.</b>
In fully paid equity shares of subsidiaries	-	-
<b>Quoted Investments</b>		
In fully paid up bonds	-	-
In fully paid non convertible debentures	-	-
In fully paid cumulative redeemable preference shares	-	-
<b>Unquoted Investments</b>		
In fully paid cumulative redeemable preference shares	-	-
In fully paid non convertible debentures	-	-
Aggregate book value of quoted investments	-	-
Aggregate market value of quoted investments	-	-
Aggregate carrying value of unquoted investments	-	-

### (5) OTHER NON-CURRENT FINANCIAL ASSETS

(In R\$)

Particulars	As at 31/03/2022	As at 31/03/2021
Balance held as Margin Money	-	-
Deposit Others	-	-

### (6) OTHER NON-CURRENT ASSETS

(In R\$)

Particulars	As at 31/03/2022	As at 31/03/2021
<b>Unsecured, considered good</b>		
Capital advances	-	-
Prepaid Expenses	-	-
Other loans and advances	-	-
Balance with statutory / government authorities	-	-

### (7) INVENTORIES

(In R\$)

Particulars	As at 31/03/2022	As at 31/03/2021
Raw materials (Including Packing Material) (Including Goods in Transit R\$____, Previous year R\$____)	-	-
Work-in-Progress	-	-
Finished Goods (Including Goods in Transit R\$____, Previous year R\$____)	-	-
Stock-In-Trade (Including Goods in Transit R\$ 112,450, Previous year R\$ Nil)	14,10,269	17,86,282
	<b>14,10,269</b>	<b>17,86,282</b>

### (8) OTHER INVESTMENTS

(In R\$)

Particulars	As at 31/03/2022	As at 31/03/2021
<b>Current Investments</b>	<b>Nos.</b>	<b>Nos.</b>
<b>Unquoted Investments</b>		
Investment in Mutual Funds	-	-
Aggregate book value of quoted investments	-	-
Aggregate market value of quoted investments	-	-
Aggregate carrying value of unquoted investments	-	-



# SYMPHONY CLIMATIZADORES LTDA

## Notes forming part of the Financial Statements

### (9) TRADE RECEIVABLES

(In R\$)

Particulars	As at 31/03/2022	As at 31/03/2021
Considered good - Unsecured	80,293	-
Credit impaired		
Less : Allowances for credit losses		
	<u>80,293</u>	<u>-</u>

#### Movement in the expected credit loss allowance

	As at 31/03/2022	As at 31/03/2021
Balance at beginning of the year/period	-	-
Change in allowance for credit impairment during the year/period	-	-
Trade receivables written off during the year/period	-	-
Balance at end of the year/period	<u>-</u>	<u>-</u>

The concentration of credit risk is limited due to the fact that the customer base is large and unrelated.

#### Trade receivables ageing schedule for March 31, 2022 is as below

Sr No	Particulars	Outstanding for following periods from due date of payment						Total
		Not Due	Less than 6 months	6 Months - 1 year	1-2 Years	2-3 Years	More than 3 years	
1	Undisputed Trade receivables - Considered good	68,978	11,315	-	-	-	-	80,293
	Total	<u>68,978</u>	<u>11,315</u>	<u>-</u>	<u>-</u>	<u>-</u>	<u>-</u>	<u>80,293</u>

#### Trade receivables ageing schedule for March 31, 2021 is as below

Sr No	Particulars	Outstanding for following periods from due date of payment						Total
		Not Due	Less than 6 months	6 Months - 1 year	1-2 Years	2-3 Years	More than 3 years	
1	Undisputed Trade receivables - Considered good	-	-	-	-	-	-	-
	Total	<u>-</u>	<u>-</u>	<u>-</u>	<u>-</u>	<u>-</u>	<u>-</u>	<u>-</u>

### (10) CASH & CASH EQUIVALENTS

(In R\$)

Particulars	As at 31/03/2022	As at 31/03/2021
Cash and Cash Equivalents		
Cash on Hand		
Balance with employees Imprest account		
Balance with banks in current accounts	1,15,600	3,24,861
	<u>1,15,600</u>	<u>3,24,861</u>
Other Bank Balances		
In Earmarked Accounts		
Unpaid Dividend Accounts		
Margin Accounts		
In Deposit Accounts	-	-
	<u>1,15,600</u>	<u>3,24,861</u>

### (11) OTHER FINANCIAL ASSETS

(In R\$)

Particulars	As at 31/03/2022	As at 31/03/2021
Interest Receivable		
Export Incentive Receivable	-	-

### (12) OTHER CURRENT ASSETS

(In R\$)

Particulars	As at 31/03/2022	As at 31/03/2021
Advance for supply of goods and rendering of services		
Unsecured, considered good	14,185	-
Unsecured, considered doubtful		
Less: Provision for doubtful Advances		
Prepaid expenses	11,949	
Balance with statutory / government authorities	<u>26,134</u>	<u>-</u>





# SYMPHONY CLIMATIZADORES LTDA

## Notes forming part of the Financial Statements

### (13) EQUITY SHARE CAPITAL

Particulars	As at 31/03/2022	As at 31/03/2021
Authorised :		
50,000 Equity Shares of R\$ 1/- each	50,000	50,000
Issued, Subscribed & Paid up :		
50,000 (As at March 31, 2021: 50,000) Equity Shares of R\$ 1/- each fully paid up	50,000	50,000
	50,000	50,000

The Company has only one class of shares referred to as equity shares having a par value of R\$ 1, rank pari passu in all respects including voting rights and entitlement to dividend.

In the event of liquidation of the Company, the holders of equity shares will be entitled to receive assets of the Company remaining after settlement of all liabilities. The distribution will be in proportion to the number of equity shares held by the shareholders.

The details of shareholder holding more than 5% shares as at March 31, 2022 is set out below :

Name of the shareholder	No. of shares	% held as at March 31, 2022	No. of shares	% held as at March 31, 2021
Symphony Limited	49,999	99.998%	49,999	99.998%

The reconciliation of the number of shares outstanding as at March 31, 2022 is set out below:

Particulars	As at 31/03/2022	As at 31/03/2021
	No. of Shares	No. of Shares
Opening Balance	50,000	50,000
Add: Issue of Equity Shares	-	-
Closing Balance	50,000	50,000

### (14) OTHER EQUITY

Particulars	As at 31/03/2022	As at 31/03/2021
General Reserve	-	-
Securities Premium Account	-	-
Capital Reserve	919	919
Reserve for Debt Instruments through Other Comprehensive Income	-	-
Retained Earnings	(2,35,584)	(3,51,365)
	(2,34,665)	(3,50,447)

#### 14.1 General Reserve

Particulars	As at 31/03/2022	As at 31/03/2021
Opening balance	-	-
Issue of Equity Shares	-	-
Closing balance	-	-

The general reserve is used from time to time to transfer profits from retained earnings for appropriation purposes. As the general reserve is created by a transfer from one component of equity to another and is not an item of other comprehensive income, items included in the general reserve will not be reclassified subsequently to profit or loss.

#### 14.2 Securities Premium Account

Particulars	As at 31/03/2022	As at 31/03/2021
Opening balance	-	-
Issue of Bonus Shares	-	-
Closing balance	-	-

#### 14.3 Capital Reserve

Particulars	As at 31/03/2022	As at 31/03/2021
Opening balance	919	919
Movement during the year/period	-	-
Closing balance	919	919





# SYMPHONY CLIMATIZADORES LTDA

## Notes forming part of the Financial Statements

### 14.4 Reserve for Debt Instruments through Other Comprehensive Income

(In R\$)

Particulars	As at 31/03/2022	As at 31/03/2021
Opening balance	-	-
Net fair value gain on investments in debt instruments at FVTOCI		
Income tax on net fair value gain on investments in debt instruments at FVTOCI		
Cumulative gain reclassified to profit or loss on sale of debt instruments at FVTOCI		
Income tax on gain reclassified to profit or loss on sale of debt instruments at FVTOCI		
Closing balance	-	-

This reserve represents the cumulative gains and losses arising on the revaluation of debt instruments measured at fair value through other comprehensive income that have been recognised in other comprehensive income, net of amounts reclassified to profit or loss when those assets have been disposed of or impairment losses on such instruments.

### 14.5 Retained Earnings

(In R\$)

Particulars	As at 31/03/2022	As at 31/03/2021
Opening balance	(3,51,365)	(1,95,574)
Profit for the year/period	1,15,782	(1,55,792)
Other Comprehensive income arising from remeasurement of defined benefit obligation net of income tax	-	-
Issue of bonus shares		
Dividend on Equity Shares		
Tax on Dividend		
Closing balance	(2,35,584)	(3,51,365)





# SYMPHONY CLIMATIZADORES LTDA

## Notes forming part of the Financial Statements

(15) NON-CURRENT BORROWINGS			(In R\$)
Particulars	As at 31/03/2022	As at 31/03/2021	
Unsecured			
Loan from Parent Company	6,57,677	5,78,704	
	<u>6,57,677</u>	<u>5,78,704</u>	

(16) LONG-TERM PROVISIONS			(In R\$)
Particulars	As at 31/03/2022	As at 31/03/2021	
Provision for			
Employee benefits (Refer note (i) below)	-	-	

(i) The provision for employee benefits includes seniority premium and pension plan. The decrease in the carrying amount of the provision for the current year results from benefits being paid in the current year.

(17) DEFERRED TAX LIABILITIES (NET)			(In R\$)
Particulars	As at 31/03/2022	As at 31/03/2021	
Deferred Tax Liabilities/(Assets) on			
(i) Property, plant and equipment and intangible assets	-	-	
(ii) Financial Assets at FVTOCI	-	-	
(iii) Financial Assets at FVTPL	-	-	
(iv) Disallowances under section 43B/40A(7) of Income Tax Act, 1961	-	-	
(v) Provision for doubtful advance	-	-	
Deferred Tax Liabilities/(Assets) Net	<u>-</u>	<u>-</u>	

(18) CURRENT BORROWINGS			(In R\$)
Particulars	As at 31/03/2022	As at 31/03/2021	
Unsecured			
Loan from Parent Company	11,20,486	9,25,550	
	<u>11,20,486</u>	<u>9,25,550</u>	

(19) TRADE PAYABLES			(In R\$)
Particulars	As at 31/03/2022	As at 31/03/2021	
Trade Payables	1,44,393	11,32,906	
	<u>1,44,393</u>	<u>11,32,906</u>	

Trade payables ageing schedule for March 31, 2022 is as below

Sr No	Particulars	Outstanding for following periods from due date of Payment					Total
		No Due	Less than 1 year	1-2 years	2-3 Years	More than 3 years	
1	MSME	-	-	-	-	-	-
2	Others	1,03,663	40,730	-	-	-	1,44,393
3	Disputed dues - MSME	-	-	-	-	-	-
4	Disputed dues - Others	-	-	-	-	-	-
	<b>Total</b>	<b>1,03,663</b>	<b>40,730</b>	<b>-</b>	<b>-</b>	<b>-</b>	<b>1,44,393</b>

Trade payables ageing schedule for March 31, 2021 is as below


Sr No	Particulars	Outstanding for following periods from due date of Payment					Total
		No Due	Less than 1 year	1-2 years	2-3 Years	More than 3 years	
1	MSME	-	-	-	-	-	-
2	Others	10,95,768	37,138	-	-	-	11,32,906
3	Disputed dues - MSME	-	-	-	-	-	-
4	Disputed dues - Others	-	-	-	-	-	-
	<b>Total</b>	<b>10,95,768</b>	<b>37,138</b>	<b>-</b>	<b>-</b>	<b>-</b>	<b>11,32,906</b>

(20) OTHER FINANCIAL LIABILITIES			(In R\$)
Particulars	As at 31/03/2022	As at 31/03/2021	
	-	-	

(21) OTHER CURRENT LIABILITIES			(In R\$)
Particulars	As at 31/03/2022	As at 31/03/2021	
Advance from customers	0		
Statutory dues	269	263	
Other payables			
	<u>269</u>	<u>263</u>	

(22) PROVISIONS			(In R\$)
Particulars	As at 31/03/2022	As at 31/03/2021	
	-	-	

(23) CURRENT TAX LIABILITIES (NET)			(In R\$)
Particulars	As at 31/03/2022	As at 31/03/2021	
Tax liabilities			
Provision for income tax	-	-	
	<u>-</u>	<u>-</u>	
Tax assets			
Advance income tax	67,739	1,83,423	
	<u>67,739</u>	<u>1,83,423</u>	
<b>Total</b>	<b>67,739</b>	<b>1,83,423</b>	
<b>Net</b>	<b>(67,739)</b>	<b>(1,83,423)</b>	






# SYMPHONY CLIMATIZADORES LTDA

Notes forming part of the Financial Statements

(24) REVENUE FROM OPERATIONS (In R\$)		
Particulars	Year Ended 31/03/2022	Year Ended 31/03/2021
Revenue from Sale of Products	10,75,229	9,08,417
Other Operating Revenue	-	-
	<u>10,75,229</u>	<u>9,08,417</u>
Sale of products comprises of :		
Air Coolers	10,75,229	9,08,417
Others	-	-
	<u>10,75,229</u>	<u>9,08,417</u>
(25) OTHER INCOME (In R\$)		
Particulars	Year Ended 31/03/2022	Year Ended 31/03/2021
Interest Income:		
Bank deposits (at amortised cost)	3,354	2,490
Investments in debt instruments measured at FVTOCI	-	-
Other financial assets carried at amortised cost	61	-
Dividend Income		
Dividend income from investments measured at FVTPL	-	-
Other gains and losses		
Gain on disposal of instruments designated at FVTOCI	-	-
Gain on disposal of interest in subsidiary	-	-
Cumulative gain reclassified from equity on disposal of debt instruments designated at FVTOCI	-	-
Net Foreign Exchange gains	4,01,068	-
Net gain on disposal of instruments designated at FVTPL	-	-
Net gain on financial assets mandatorily measured at FVTPL	-	-
Other Non Operating Income	20	533
	<u>4,04,503</u>	<u>3,023</u>
(26) COST OF MATERIAL CONSUMED (In R\$)		
Particulars	Year Ended 31/03/2022	Year Ended 31/03/2021
Opening Stock of Raw Materials	-	-
Add: Purchases	-	-
Less: Closing Stock of Raw Materials	-	-
	<u>-</u>	<u>-</u>
Cost of material comprises of Moulded Parts & components of Air Cooler	-	-
(27) PURCHASE OF STOCK-IN-TRADE (In R\$)		
Particulars	Year Ended 31/03/2022	Year Ended 31/03/2021
Air Coolers	3,76,927	18,61,357
Others	-	-
	<u>3,76,927</u>	<u>18,61,357</u>
(28) CHANGES IN INVENTORIES OF FINISHED GOODS, WORK-IN-PROGRESS AND STOCK-IN-TRADE (In R\$)		
Particulars	Year Ended 31/03/2022	Year Ended 31/03/2021
Opening Stock		
Work-in-Progress	-	-
Finished Goods	-	-
Stock-In-Trade	17,86,282	4,05,064
Less:		
Closing Stock		
Work-in-Progress	-	-
Finished Goods	-	-
Stock-In-Trade	14,10,269	17,86,282
	<u>3,76,013</u>	<u>(13,81,218)</u>
(29) EMPLOYEE BENEFITS EXPENSE (In R\$)		
Particulars	Year Ended 31/03/2022	Year Ended 31/03/2021
Salaries, Wages and Bonus	-	-
Contribution to Provident Fund and Other Funds	-	-
Staff Welfare Expenses	-	-






# SYMPHONY CLIMATIZADORES LTDA

Notes forming part of the Financial Statements

(30) FINANCE COSTS		(In R\$)
Particulars	Year Ended 31/03/2022	Year Ended 31/03/2021
Interest Expenses	94,920	54,265
	<u>94,920</u>	<u>54,265</u>

(31) OTHER EXPENSES		(In R\$)
Particulars	Year Ended 31/03/2022	Year Ended 31/03/2021
Stores and Spare parts consumed	-	-
Assembly and Labour Charges	-	-
Power and Fuel	-	-
Repairs & Maintenance	-	-
Building	-	-
Machinery	-	-
Rent	1,72,894	1,37,806
Rates & Taxes	-	56
Travelling	15,506	13,776
Conveyance	-	-
Communication Expenses	-	1,970
Insurance	47,797	-
Printing and stationery charges	-	-
Legal & Professional Charges	44,000	51,958
Payment to Auditors	-	-
Vehicle Expenses	-	-
CSR Expenditure	-	-
General Expenses	74,371	48,233
Repairs Others	-	-
Foreign Exchange Fluctuation(Net)	-	2,01,428
Loss on Sale of Fixed Assets	-	-
Bank Charges	4,108	11,441
Freight & Forwarding Charges	8,899	-
Warranty Expense	-	-
Sales Commission	-	-
CFA Handling Charges	-	-
	<u>3,67,575</u>	<u>4,66,667</u>

(32) EARNINGS PER SHARE		
Particulars	Year Ended 31/03/2022	Year Ended 31/03/2021
Face value of Equity Shares (R\$)	1	1
Net Profit available for Equity Shareholders	1,15,782	(1,55,792)
No. of Equity Shares	50,000	50,000
Basic and Diluted EPS (R\$)	2.32	(3.12)





# SYMPHONY CLIMATIZADORES LTDA

Notes forming part of the Financial Statements

## (33) Related Party Disclosures

(In R\$)

Sr no	Name of the Related Parties	Nature of relationship with company	Nature of transaction	2021-22		2020-21	
				Volume of transaction	Balance at the end of the year	Volume of transaction	Balance at the end of the year
1	Symphony Limited	The parent company	Purchase of Goods	324	275	8,32,970	7,75,238
2	Symphony Limited	The parent company	Loan taken	6,60,400	17,78,163	5,50,000	15,04,253
			Loan repaid	1,32,875		-	
			Interest expenses	94,920		54,265	
3	Guangdong Symphony Keruilai Air Coolers Co. Limited	Subsidiary of Symphony Limited	Purchase of Goods	2,40,511	1,03,663	5,83,879	3,20,530

## (34) Maturities of financial liabilities:

The tables below analyse the Company's financial liabilities into relevant maturity groupings base on their contractual maturities for all non-derivative financial liabilities.

(In R\$)

Particulars	As at March 31, 2022			
	Less than 1 year	1to 5 years	>5 years	Total
Non-Current				
(i) Borrowings	-	6,57,677	-	6,57,677
Current				
(i) Borrowings	11,20,486	-	-	11,20,486.15
(ii) Trade payables	1,44,393	-	-	1,44,393

Particulars	As at March 31, 2021			
	Less than 1 year	1to 5 years	>5 years	Total
Non-Current				
(i) Borrowings	-	5,78,704	-	5,78,704
Current				
(i) Borrowings	9,25,550	-	-	9,25,550
(ii) Trade payables	11,32,906	-	-	11,32,906

The surplus funds with the Company and operational cash flows will be sufficient to dispose the financial liabilities within the maturity period.

## (35) Particulars of Unhedged Foreign Currency Exposure as at the Balance Sheet Date

Particulars	Currency	2021-22		2020-21	
		In Foreign Currency	In R\$	In Foreign Currency	In R\$
Trade Payables	US\$	21,938	1,03,938	1,92,331	10,95,768
Advance for Import purchases	US\$	711	3,369	-	-
Advance from Customer	US\$	-	-	-	-
	GBP	-	-	-	-
Trade Receivable	US\$	-	-	-	-
	EURO	-	-	-	-
Loan Payable	US\$	3,75,314	17,78,163	2,64,029	15,04,253

For, Symphony Climatadores LTDA



Place : Ahmedabad  
Date : April 18, 2022

Madhu Mohan  
Director