

FORM NO. MGT-7

[Pursuant to sub-Section(1) of section 92 of the Companies Act, 2013 and sub-rule (1) of rule 11of the Companies (Management and Administration) Rules, 2014]



Annual Return

Form language ☒ English ☐ Hindi

Refer the instruction kit for filing the form.

I. REGISTRATION AND OTHER DETAILS

(i) * Corporate Identification Number (CIN) of the company

L32201GJ1988PLC010331

Pre-fill

Global Location Number (GLN) of the company

* Permanent Account Number (PAN) of the company

AACCS6739B

(ii) (a) Name of the company

SYMPHONY LIMITED

(b) Registered office address

"Symphony House", Third Floor, FP-12, TP-50,
Off S.G. Highway, Bodakdev,
Ahmedabad
Ahmedabad
Gujarat
380050



(c) *e-mail ID of the company

companysecretary@symphony



(d) *Telephone number with STD code

07966211111

(e) Website

www.symphonylimited.com

(iii) Date of Incorporation

05/02/1988

(iv)	Type of the Company	Category of the Company	Sub-category of the Company
	Public Company	Company limited by shares	Indian Non-Government company

(v) Whether company is having share capital

☒ Yes

☐ No

(vi) *Whether shares listed on recognized Stock Exchange(s)

☒ Yes

☐ No

(a) Details of stock exchanges where shares are listed

S. No.	Stock Exchange Name	Code
1	BSE LIMITED	1
2	NATIONAL STOCK EXCHANGE OF INDIA LIMITED	1,024

(b) CIN of the Registrar and Transfer Agent

U99999MH1994PTC076534

Pre-fill

Name of the Registrar and Transfer Agent

BIGSHARE SERVICES PRIVATE LIMITED

Registered office address of the Registrar and Transfer Agents

E-3 ANSA INDUSTRIAL ESTATESAKI VIHAR ROAD
SAKINAKA

(vii) *Financial year From date 01/04/2020 (DD/MM/YYYY) To date 31/03/2021 (DD/MM/YYYY)

(viii) *Whether Annual general meeting (AGM) held ☒ Yes ☐ No

(a) If yes, date of AGM 10/08/2021

(b) Due date of AGM 30/09/2021

(c) Whether any extension for AGM granted ☐ Yes ☒ No

II. PRINCIPAL BUSINESS ACTIVITIES OF THE COMPANY

*Number of business activities 2

S.No	Main Activity group code	Description of Main Activity group	Business Activity Code	Description of Business Activity	% of turnover of the company
1	G	Trade	G1	Wholesale Trading	98.28
2	C	Manufacturing	C10	Electrical equipment, General Purpose and Special purpose Machinery & equipment,	1.72

III. PARTICULARS OF HOLDING, SUBSIDIARY AND ASSOCIATE COMPANIES (INCLUDING JOINT VENTURES)

*No. of Companies for which information is to be given 6

Pre-fill All

S.No	Name of the company	CIN / FCRN	Holding/ Subsidiary/Associate/ Joint Venture	% of shares held
1	Guangdong Symphony Keruila		Subsidiary	100

2	IMPCO S. de R. L. de C.V.		Subsidiary	100
3	Symphony AU Pty Limited		Subsidiary	95
4	Climate Technologies Pty Limited		Subsidiary	95
5	Bonaire USA LLC		Subsidiary	95
6	Symphony Climatizadores Ltda		Subsidiary	100

IV. SHARE CAPITAL, DEBENTURES AND OTHER SECURITIES OF THE COMPANY

(i) *SHARE CAPITAL

(a) Equity share capital

Particulars	Authorised capital	Issued capital	Subscribed capital	Paid up capital
Total number of equity shares	75,000,000	69,957,000	69,957,000	69,957,000
Total amount of equity shares (in Rupees)	150,000,000	139,914,000	139,914,000	139,914,000

Number of classes

1

Class of Shares	Authorised capital	Issued capital	Subscribed capital	Paid up capital
Number of equity shares	75,000,000	69,957,000	69,957,000	69,957,000
Nominal value per share (in rupees)	2	2	2	2
Total amount of equity shares (in rupees)	150,000,000	139,914,000	139,914,000	139,914,000

(b) Preference share capital

Particulars	Authorised capital	Issued capital	Subscribed capital	Paid-up capital
Total number of preference shares	0	0	0	0
Total amount of preference shares (in rupees)	0	0	0	0

Number of classes

0

Class of shares	Authorised capital	Issued capital	Subscribed capital	Paid up capital
Number of preference shares				
Nominal value per share (in rupees)				
Total amount of preference shares (in rupees)				

(c) Unclassified share capital

Particulars	Authorised Capital
Total amount of unclassified shares	0

(d) Break-up of paid-up share capital

Class of shares	Number of shares	Total nominal amount	Total Paid-up amount	Total premium
Equity shares				
At the beginning of the year	69,957,000	139,914,000	139,914,000	
Increase during the year	0	0	0	0
i. Public Issues	0	0	0	0
ii. Rights issue	0	0	0	0
iii. Bonus issue	0	0	0	0
iv. Private Placement/ Preferential allotment	0	0	0	0
v. ESOPs	0	0	0	0
vi. Sweat equity shares allotted	0	0	0	0
vii. Conversion of Preference share	0	0	0	0
viii. Conversion of Debentures	0	0	0	0
ix. GDRs/ADRs	0	0	0	0
x. Others, specify				
Decrease during the year	0	0	0	0
i. Buy-back of shares	0	0	0	0
ii. Shares forfeited	0	0	0	0
iii. Reduction of share capital	0	0	0	0
iv. Others, specify				
At the end of the year	69,957,000	139,914,000	139,914,000	
Preference shares				
At the beginning of the year	0	0	0	

Increase during the year	0	0	0	0
i. Issues of shares	0	0	0	0
ii. Re-issue of forfeited shares	0	0	0	0
iii. Others, specify				
Decrease during the year	0	0	0	0
i. Redemption of shares	0	0	0	0
ii. Shares forfeited	0	0	0	0
iii. Reduction of share capital	0	0	0	0
iv. Others, specify				
At the end of the year	0	0	0	

(ii) Details of stock split/consolidation during the year (for each class of shares)

0

Class of shares		(i)	(ii)	(iii)
Before split / Consolidation	Number of shares			
	Face value per share			
After split / Consolidation	Number of shares			
	Face value per share			

(iii) Details of shares/Debentures Transfers since closure date of last financial year (or in the case of the first return at any time since the incorporation of the company) *

☐ Nil

[Details being provided in a CD/Digital Media]

☒

Yes

☐

No

☐

Not Applicable

Separate sheet attached for details of transfers

☐

Yes

☐

No

Note: In case list of transfer exceeds 10, option for submission as a separate sheet attachment or submission in a CD/Digital Media may be shown.

Date of the previous annual general meeting

Date of registration of transfer (Date Month Year) <input type="text"/>			
Type of transfer	<input type="text"/>	1 - Equity, 2- Preference Shares,3 - Debentures, 4 - Stock	
Number of Shares/ Debentures/ Units Transferred	<input type="text"/>	Amount per Share/ Debenture/Unit (in Rs.)	<input type="text"/>
Ledger Folio of Transferor		<input type="text"/>	
Transferor's Name	<input type="text"/>	<input type="text"/>	<input type="text"/>
	Surname	middle name	first name
Ledger Folio of Transferee		<input type="text"/>	
Transferee's Name	<input type="text"/>	<input type="text"/>	<input type="text"/>
	Surname	middle name	first name

Date of registration of transfer (Date Month Year) <input type="text"/>			
Type of transfer	<input type="text"/>	1 - Equity, 2- Preference Shares,3 - Debentures, 4 - Stock	
Number of Shares/ Debentures/ Units Transferred	<input type="text"/>	Amount per Share/ Debenture/Unit (in Rs.)	<input type="text"/>
Ledger Folio of Transferor		<input type="text"/>	
Transferor's Name	<input type="text"/>	<input type="text"/>	<input type="text"/>
	Surname	middle name	first name
Ledger Folio of Transferee		<input type="text"/>	
Transferee's Name	<input type="text"/>	<input type="text"/>	<input type="text"/>
	Surname	middle name	first name

(iv) *Indebtedness including debentures (Outstanding as at the end of financial year)

Particulars	Number of units	Nominal value per unit	Total value
Non-convertible debentures	0	0	0
Partly convertible debentures	0	0	0
Fully convertible debentures	0	0	0
Secured Loans (including interest outstanding/accrued but not due for payment) excluding deposits			0
Unsecured Loans (including interest outstanding/accrued but not due for payment) excluding deposits			0
Deposit			0
Total			0

Details of debentures

Class of debentures	Outstanding as at the beginning of the year	Increase during the year	Decrease during the year	Outstanding as at the end of the year
Non-convertible debentures	0	0	0	0
Partly convertible debentures	0	0	0	0
Fully convertible debentures	0	0	0	0

(v) Securities (other than shares and debentures)

0

Type of Securities	Number of Securities	Nominal Value of each Unit	Total Nominal Value	Paid up Value of each Unit	Total Paid up Value
Total					

V. *Turnover and net worth of the company (as defined in the Companies Act, 2013)**(i) Turnover**

4,878,832,916

(ii) Net worth of the Company

7,605,745,092

VI. (a) *SHARE HOLDING PATTERN - Promoters

S. No.	Category	Equity	Preference
--------	----------	--------	------------

		Number of shares	Percentage	Number of shares	Percentage
1.	Individual/Hindu Undivided Family				
	(i) Indian	38,755,540	55.4	0	
	(ii) Non-resident Indian (NRI)	1,000	0	0	
	(iii) Foreign national (other than NRI)	0	0	0	
2.	Government				
	(i) Central Government	0	0	0	
	(ii) State Government	0	0	0	
	(iii) Government companies	0	0	0	
3.	Insurance companies	0	0	0	
4.	Banks	0	0	0	
5.	Financial institutions	0	0	0	
6.	Foreign institutional investors	0	0	0	
7.	Mutual funds	0	0	0	
8.	Venture capital	0	0	0	
9.	Body corporate (not mentioned above)	12,483,200	17.84	0	
10.	Others TRUST	4,000	0.01	0	
	Total	51,243,740	73.25	0	0

Total number of shareholders (promoters)

10

(b) *SHARE HOLDING PATTERN - Public/Other than promoters

S. No.	Category	Equity		Preference	
		Number of shares	Percentage	Number of shares	Percentage
1.	Individual/Hindu Undivided Family				
	(i) Indian	5,238,026	7.49	0	
	(ii) Non-resident Indian (NRI)	280,542	0.4	0	
	(iii) Foreign national (other than NRI)	0	0	0	

2.	Government				
	(i) Central Government	0	0	0	
	(ii) State Government	0	0	0	
	(iii) Government companies	0	0	0	
3.	Insurance companies	0	0	0	
4.	Banks	0	0	0	
5.	Financial institutions	10	0	0	
6.	Foreign institutional investors	3,028,843	4.33	0	
7.	Mutual funds	7,130,797	10.19	0	
8.	Venture capital	0	0	0	
9.	Body corporate (not mentioned above)	1,523,129	2.18	0	
10.	Others AIF, IEPF, QIB, Directors and	1,511,913	2.16	0	
	Total	18,713,260	26.75	0	0

Total number of shareholders (other than promoters)

38,677

**Total number of shareholders (Promoters+Public/
Other than promoters)**

38,687

(c) *Details of Foreign institutional investors' (FIIs) holding shares of the company

74

Name of the FII	Address	Date of Incorporation	Country of Incorporation	Number of shares held	% of shares held
TAIYO GREATER INDIA	C/o Cim Fund Services Ltd 33 Edit			443,284	0.63
SCHRODER INTERNAT	5 RUE HOHENHOF L-1736 SENNING			298,361	0.43
UTI INDIA DYNAMIC E	78 SIR JOHN ROGERSON'S QUAY D			233,993	0.33
VANGUARD EMERGIN	'100 VANGUARD BOULEVARD MAI			223,751	0.32
ISHARES CORE EMERG	'INTERNATIONAL FINANCIAL SERV			160,139	0.23
VANGUARD TOTAL IN	'100 VANGUARD BOULEVARD MAI			159,867	0.23
OKOWORLD GROWING	'44 ESPLANADE DE LA MOSELLE 6			140,000	0.2
UNISUPER LIMITED AS	'Level1 385 Bourke Street Melbou			125,419	0.18

Name of the FII	Address	Date of Incorporation	Country of Incorporation	Number of shares held	% of shares held
GOVERNMENT PENSION INVESTMENTS LIMITED	Bankplassen 2 P O Box 1179 Sentrum			119,038	0.17
OKOWORLD KLIMA INVESTMENT FUND	44 ESPLANADE DE LA MOSELLE 6			82,277	0.12
EMERGING MARKETS CREDIT FUND	6300 Bee Cave Road Building One			80,533	0.12
SHINSEI UTI INDIA FUND	4TH FLOOR BARKLY WHARF EAST			78,917	0.11
THE EMERGING MARKETS FUND	6300 Bee Cave Road Building One			72,354	0.1
VANGUARD FIDUCIARY INVESTMENT FUND	JPMORGAN CHASE BANK N.A. INDIA			71,852	0.1
ISHARES CORE MSCI EMERGING MARKETS	JPMORGAN HOUSE IFSC DUBLIN			53,029	0.08
EMERGING MARKETS SELECT FUND	400 HOWARD STREET SAN FRANCISCO			51,593	0.07
VANGUARD FTSE ALL-WORLD FUND	100 VANGUARD BOULEVARD MALDEN			47,028	0.07
EMERGING MARKETS SELECT FUND	400 HOWARD STREET SAN FRANCISCO			43,756	0.06
CALIFORNIA PUBLIC EMPLOYEES' PENSION FUND	400 Q STREET LPE ROOM 4800 SAN FRANCISCO			38,629	0.06
ISHARES CORE TOTAL RETURN FUND	INTERNATIONAL FINANCIAL SERVICES			38,418	0.05
INDIA AVENUE EQUITY FUND	LEVEL 2 575 BOURKE STREET MELBOURNE			34,037	0.05
CANADIAN WORLD FUND	10 TORONTO STREET CANADA			33,500	0.05
SCHRODER INDIA EQUITY FUND	JPMORGAN CHASE BANK N.A. INDIA			31,990	0.05
ISHARES INDIA SC MID-CAP FUND	IFS COURT TWENTYEIGHT CYBERCITY			31,840	0.05
SPDR S AND P EMERGING MARKETS FUND	ONE LINCOLN STREET BOSTON MASSACHUSETTS			25,337	0.04

VII. *NUMBER OF PROMOTERS, MEMBERS, DEBENTURE HOLDERS
(Details, Promoters, Members (other than promoters), Debenture holders)

Details	At the beginning of the year	At the end of the year
Promoters	11	10
Members (other than promoters)	25,549	38,677
Debenture holders	0	0

VIII. DETAILS OF DIRECTORS AND KEY MANAGERIAL PERSONNEL

(A) *Composition of Board of Directors


Category	Number of directors at the beginning of the year		Number of directors at the end of the year		Percentage of shares held by directors as at the end of year	
	Executive	Non-executive	Executive	Non-executive	Executive	Non-executive
A. Promoter	1	1	1	1	41.83	0
B. Non-Promoter	1	4	1	4	0.09	0
(i) Non-Independent	1	0	1	0	0.09	0
(ii) Independent	0	4	0	4	0	0
C. Nominee Directors representing	0	0	0	0	0	0
(i) Banks & FIs	0	0	0	0	0	0
(ii) Investing institutions	0	0	0	0	0	0
(iii) Government	0	0	0	0	0	0
(iv) Small share holders	0	0	0	0	0	0
(v) Others	0	0	0	0	0	0
Total	2	5	2	5	41.92	0

Number of Directors and Key managerial personnel (who is not director) as on the financial year end date

9

(B) (i) *Details of directors and Key managerial personnel as on the closure of financial year

Name	DIN/PAN	Designation	Number of equity share(s) held	Date of cessation (after closure of financial year : If any)
ACHAL ANIL BAKERI	00397573	Managing Director	29,261,600	
NRUPESH CHANDRAV +	00397701	Whole-time director	65,480	
JONAKI ACHAL BAKERI +	06950998	Director	1,000	
NAISHADH INDRAKAN +	00009314	Director	0	
REENA PRAVIN BHAG +	00096280	Director	0	
ASHISH RAMESHCHANDRA +	00498890	Director	0	
SANTOSH KUMAR NEI +	01907138	Director	500	
BHADRESH VINAYCHANDRA +	ABFPM0258A	CFO	0	

Name	DIN/PAN	Designation	Number of equity share(s) held	Date of cessation (after closure of financial year : If any)
MAYUR CHIMANBHAI 	AHDPB5965F	Company Secretar	4	

(ii) Particulars of change in director(s) and Key managerial personnel during the year

0


Name	DIN/PAN	Designation at the beginning / during the financial year	Date of appointment/ change in designation/ cessation	Nature of change (Appointment/ Change in designation/ Cessation)

IX. MEETINGS OF MEMBERS/CLASS OF MEMBERS/BOARD/COMMITTEES OF THE BOARD OF DIRECTORS

A. MEMBERS/CLASS /REQUISITIONED/NCLT/COURT CONVENED MEETINGS

Number of meetings held

1

Type of meeting	Date of meeting	Total Number of Members entitled to attend meeting	Attendance	
			Number of members attended	% of total shareholding
ANNUAL GENERAL MEETI 	22/09/2020	34,742	62	77.98

B. BOARD MEETINGS

*Number of meetings held


4

S. No.	Date of meeting	Total Number of directors associated as on the date of meeting	Attendance	
			Number of directors attended	% of attendance
1	29/05/2020	7	7	100
2	11/08/2020	7	7	100
3	10/11/2020	7	7	100
4	22/01/2021	7	7	100

C. COMMITTEE MEETINGS

Number of meetings held

13

S. No.	Type of meeting	Date of meeting	Total Number of Members as on the date of the meeting	Attendance	
				Number of members attended	% of attendance
1	AUDIT COMM 	29/05/2020	4	4	100

S. No.	Type of meeting	Date of meeting	Total Number of Members as on the date of the meeting	Attendance	
				Number of members attended	% of attendance
2	AUDIT COMM	11/08/2020	4	4	100
3	AUDIT COMM	10/11/2020	4	4	100
4	AUDIT COMM	22/01/2021	4	4	100
5	NOMINATION	29/05/2020	4	4	100
6	STAKEHOLDER	29/05/2020	3	3	100
7	STAKEHOLDER	11/08/2020	3	3	100
8	STAKEHOLDER	10/11/2020	3	3	100
9	STAKEHOLDER	22/01/2021	3	3	100
10	RISK MANAGE	29/05/2020	3	3	100

D. *ATTENDANCE OF DIRECTORS

S. No.	Name of the director	Board Meetings			Committee Meetings			Whether attended AGM held on
		Number of Meetings which director was entitled to attend	Number of Meetings attended	% of attendance	Number of Meetings which director was entitled to attend	Number of Meetings attended	% of attendance	
								(Y/N/NA)
1	ACHAL ANIL B	4	4	100	4	4	100	
2	NRUPESH CH	4	4	100	8	8	100	
3	JONAKI ACHA	4	4	100	1	1	100	
4	NAISHADH IN	4	4	100	13	13	100	
5	REENA PRAV	4	4	100	9	9	100	
6	ASHISH RAM	4	4	100	5	5	100	
7	SANTOSH KL	4	4	100	5	5	100	

X. *REMUNERATION OF DIRECTORS AND KEY MANAGERIAL PERSONNEL

☐ Nil

Number of Managing Director, Whole-time Directors and/or Manager whose remuneration details to be entered

2

S. No.	Name	Designation	Gross Salary	Commission	Stock Option/ Sweat equity	Others	Total Amount
1	ACHAL ANIL BAKE	MANAGING DIR	0	0	0	179,443	179,443
2	NRUPESH CHAND	EXECUTIVE DIR	1,259,328	8,882,000	0	663,900	10,805,228
	Total		1,259,328	8,882,000	0	843,343	10,984,671

Number of CEO, CFO and Company secretary whose remuneration details to be entered

2

S. No.	Name	Designation	Gross Salary	Commission	Stock Option/ Sweat equity	Others	Total Amount
1	BHADRESH VINAY	CHIEF FINANCE	4,994,460	0	0	1,753,234	6,747,694
2	MAYUR CHIMANBH	COMPANY SEC	2,776,584	0	0	1,104,675	3,881,259
	Total		7,771,044	0	0	2,857,909	10,628,953

Number of other directors whose remuneration details to be entered

5

S. No.	Name	Designation	Gross Salary	Commission	Stock Option/ Sweat equity	Others	Total Amount
1	JONAKI ACHAL BAN	NON-EXECUTIVE	0	0	0	0	0
2	NAISHADH INDRA	INDEPENDENT	0	0	0	200,000	200,000
3	REENA PRAVIN BH	INDEPENDENT	0	0	0	200,000	200,000
4	ASHISH RAMESHCH	INDEPENDENT	0	0	0	200,000	200,000
5	SANTOSH KUMAR	INDEPENDENT	0	0	0	200,000	200,000
	Total		0	0	0	800,000	800,000

XI. MATTERS RELATED TO CERTIFICATION OF COMPLIANCES AND DISCLOSURES

* A. Whether the company has made compliances and disclosures in respect of applicable provisions of the Companies Act, 2013 during the year ☒ Yes ☐ No

B. If No, give reasons/observations

XII. PENALTY AND PUNISHMENT - DETAILS THEREOF

(A) DETAILS OF PENALTIES / PUNISHMENT IMPOSED ON COMPANY/DIRECTORS /OFFICERS ☒ Nil

Name of the company/ directors/ officers	Name of the court/ concerned Authority	Date of Order	Name of the Act and section under which penalised / punished	Details of penalty/ punishment	Details of appeal (if any) including present status
--	--	---------------	--	--------------------------------	---

--	--	--	--	--	--

(B) DETAILS OF COMPOUNDING OF OFFENCES ☒ Nil

Name of the company/ directors/ officers	Name of the court/ concerned Authority	Date of Order	Name of the Act and section under which offence committed	Particulars of offence	Amount of compounding (in Rupees)

XIII. Whether complete list of shareholders, debenture holders has been enclosed as an attachment

☒ Yes ☐ No

XIV. COMPLIANCE OF SUB-SECTION (2) OF SECTION 92, IN CASE OF LISTED COMPANIES

In case of a listed company or a company having paid up share capital of Ten Crore rupees or more or turnover of Fifty Crore rupees or more, details of company secretary in whole time practice certifying the annual return in Form MGT-8.

Name

ALKESH JALAN

Whether associate or fellow

☐ Associate ☒ Fellow

Certificate of practice number

4580

I/We certify that:

(a) The return states the facts, as they stood on the date of the closure of the financial year aforesaid correctly and adequately.

(b) Unless otherwise expressly stated to the contrary elsewhere in this Return, the Company has complied with all the provisions of the Act during the financial year.

Declaration

I am Authorised by the Board of Directors of the company vide resolution no. ..

4b

dated

26/07/2016

(DD/MM/YYYY) to sign this form and declare that all the requirements of the Companies Act, 2013 and the rules made thereunder in respect of the subject matter of this form and matters incidental thereto have been complied with. I further declare that:

1. Whatever is stated in this form and in the attachments thereto is true, correct and complete and no information material to the subject matter of this form has been suppressed or concealed and is as per the original records maintained by the company.
2. All the required attachments have been completely and legibly attached to this form.

Note: Attention is also drawn to the provisions of Section 447, section 448 and 449 of the Companies Act, 2013 which provide for punishment for fraud, punishment for false statement and punishment for false evidence respectively.

To be digitally signed by

Director

DIN of the director

00397573

To be digitally signed by

- ☒ Company Secretary
- ☐ Company secretary in practice

Membership number

6637

Certificate of practice number

Attachments

1. List of share holders, debenture holders
2. Approval letter for extension of AGM;
3. Copy of MGT-8;
4. Optional Attachement(s), if any

Attach

Attach

Attach

Attach

List of attachments

Remove attachment

Modify

Check Form

Prescrutiny

Submit

This eForm has been taken on file maintained by the Registrar of Companies through electronic mode and on the basis of statement of correctness given by the company

DRAFT

Form No. MGT-8

[Pursuant to Section 92(2) of the Companies Act, 2013 and rule 11(2) of Companies (Management and Administration) Rules, 2014]

CERTIFICATE BY A COMPANY SECRETARY IN PRACTICE

I/ We have examined the registers, records and books and papers of **SYMPHONY LIMITED** as required to be maintained under the Companies Act, 2013 (the Act) and the rules made thereunder for the financial year ended on **31st March, 2021**. In my/ our opinion and to the best of my information and according to the examinations carried out by me/ us and explanations furnished to me/ us by the company, its officers and agents, I/ we certify that

- A. the Annual Return states the facts as at the close of the aforesaid financial year correctly and adequately.
- B. during the aforesaid financial year the Company has complied with provisions of the Act & Rules made there under in respect of:
 - 1. its status under the Act; i.e. Public Limited Company – A Company Limited by Shares.
 - 2. maintenance of registers/records & making entries therein within the time prescribed therefor;
 - 3. Filing of forms and returns as stated in the annual return, with the Registrar of Companies (Ministry of Corporate Affairs), within the prescribed time and in case of late filing with additional fees, as applicable. No requirement to file the form obtaining the approval of Regional Director, Central Government, the Tribunal, Court or other authorities as prescribed under the Companies Act, 2013.
 - 4. calling/ convening/ holding meetings of Board of Directors or its committees, if any, and the meetings of the members of the company on due dates as stated in the annual return in respect of which meetings, proper notices were given and the proceedings including the circular resolutions and resolutions passed by postal ballot, if any, have been properly recorded in the Minute Book/registers maintained for the purpose and the same have been signed;
 - 5. The Company has closed its Register of Members from Saturday, September 19, 2020 to Tuesday, September 22, 2020 (both days inclusive) during the year under the review.

6. The Company has not given advances/loans to its directors and/or persons or firms or companies referred in section 185 of the Act;
7. The Company has entered into transactions with related parties as specified in section 188 of the Act;
8. There was no buy back of securities/ redemption of preference shares or debentures/ or reduction of share capital/ conversion of shares/ securities. Further there was no issue of Shares during the year.
9. There were no instances requiring the Company to keep in abeyance the rights of dividend, rights shares and bonus shares pending registration of transfer of shares in compliance with the provisions of the Act
10. The Company has transferred necessary amount to the unpaid/ unclaimed dividend/other amounts as applicable to the Investor Education and Protection Fund in accordance with section 125 of the Act.;
11. signing of audited financial statement as per the provisions of section 134 of the Act and report of directors is as per sub - sections (3), (4) and (5) thereof;
12. The Board of Directors of the Company is duly constituted. The appointment/ re-appointments/ retirement/ filling up casual vacancies/ disclosures of the Directors, Key Managerial Personnel, if any and the remuneration paid to them is in accordance with the provision of the Act and rules. ;
13. appointment/ reappointment/ filling up casual vacancies of auditors as per the provisions of section 139 of the Act;
14. No approvals were taken from the Central Government, Tribunal, Regional Director, Registrar, Court or such other authorities under the various provisions of the Act. r.;
15. The Company has not accepted / renewed any deposit and hence the question of repayment of deposit does not arise.
16. The Company has not borrowed any money borrowings from its directors and members. However the Company has outstanding charges created in favor of public financial institutions, banks. During the year under review, the instances requiring creation/ modification/ satisfaction of charges, if any, applicable have been carried out in accordance with the provision of the act. ;
17. loans and investments or guarantees given or providing of securities to other bodies corporate or persons falling under the provisions of section 186 of the Act are in compliance with the provision of Section 186 of the Companies Act ;
18. During the year there was no alteration in the provisions of the Memorandum of Association and Articles of Association of the Company.

Date:
Place: Ahmedabad

For, JALAN ALKESH & ASSOCIATES
COMPANY SECRETARIES

ALKESH JALAN
PROPRIETOR
M. No. : FCS 10620
COP : 4580
UDIN :

DRAFT

IX. MEETINGS OF MEMBERS/CLASS OF MEMBERS / BOARD/ COMMITTEES OF THE BOARD OF DIRECTORS

C. COMMITTEE MEETINGS: (in respect to serial no. 11 to 13)

Sr. No.	Type of Meeting			Date of Meeting	Total Number of Members as on the date of the meeting	Attendance	
						Number of members attended	% of attendance
11.	Corporate Social Responsibility Committee			29/05/2020	3	3	100.00
12.	Corporate Social Responsibility Committee			10/11/2020	3	3	100.00
13.	Management Committee			22/09/2020	4	4	100.00

Email: companysecretary@symphonylimited.com

SYMPHONY LIMITED					
List of Shareholders as on 31/03/2021 ((FII,FPC))					
SLNO	NAME/JOINT NAME(S)	ADDRESS	COUNTRY OF INCORPORATION	HOLDING	% TO EQT
1	TAIYO GREATER INDIA FUND LTD	C/o Cim Fund Services Ltd 33 Edith Cavell Street Port-Louis	MAURITIUS	443284	0.63
2	SCHRODER INTERNATIONAL SELECTION FUND INDIAN OPPOR TUNITIES	5 RUE HOHENHOF L-1736 SENNINGERBERG GRAND DUCHY OF LUXEMBOURG	LUXEMBOURG	298361	0.43
3	UTI INDIA DYNAMIC EQUITY FUND	78 SIR JOHN ROGERSON'S QUAY DUBLIN 2 IRELAND	IRELAND	233993	0.33
4	VANGUARD EMERGING MARKETS STOCK INDEX FUND, A SERI ES OF VANGUARD INTERNATIONAL EQUITY INDEX FUNDS	100 VANGUARD BOULEVARD MALVERN PA	UNITED STATES OF AMERICA	223751	0.32
5	ISHARES CORE EMERGING MARKETS MAURITIUS CO	INTERNATIONAL FINANCIAL SERVICES IFS COURT TWENTY EIGHT CYBERCITY EBENE MAURITIUS	MAURITIUS	160139	0.23
6	VANGUARD TOTAL INTERNATIONAL STOCK INDEX FUND	100 VANGUARD BOULEVARD MALVERN PA	UNITED STATES OF AMERICA	159867	0.23
7	OKOWORLD GROWING MARKETS 2.0	44 ESPLANADE DE LA MOSELLE 6637 WASSERBILLIG LUXEMBOURG	LUXEMBOURG	140000	0.20
8	UNISUPER LIMITED AS TRUSTEE FOR UNISUPER	Level1 385 Bourke Street Melbourne	AUSTRALIA	125419	0.18
9	GOVERNMENT PENSION FUND GLOBAL	Bankplassen 2 P O Box 1179 Sentrum Oslo 0107	NORWAY	119038	0.17
10	OKOWORLD KLIMA	44 ESPLANADE DE LA MOSELLE 6637 WASSERBILLIG LUXEMBOURG	LUXEMBOURG	82277	0.12
11	EMERGING MARKETS CORE EQUITY PORTFOLIO (THE PORTFO LIO) OF DFA INVESTMENT DIMENSIONS GROUP INC. (DFAI DG)	6300 Bee Cave Road Building One Austin Texas 78746 USA	UNITED STATES OF AMERICA	80533	0.12
12	SHINSEI UTI INDIA FUND (MAURITIUS) LIMITED	4TH FLOOR BARKLY WHARF EAST LE CAUDAN WATERFRONT PORT LOUIS	MAURITIUS	78917	0.11
13	THE EMERGING MARKETS SMALL CAP SERIES OF THE DFA I NVESTMENT TRUST COMPANY	6300 Bee Cave Road Building One Austin Texas 78746 USA	UNITED STATES OF AMERICA	72354	0.10
14	VANGUARD FIDUCIARY TRUST COMPANY INSTITUTIONAL TOT AL INTERNATIONAL STOCK MARKET INDEX TRUST II	JPMORGAN CHASE BANK N.A. INDIA SUB CUSTODY 6th FLOOR, PARADIGM B MINDSPACE, MALAD W, MUMBAI	INDIA	71852	0.10
15	ISHARES CORE MSCI EM IMI UCITS ETF	JP MORGAN HOUSE IFSC DUBLIN 1	IRELAND	53029	0.08
16	EMERGING MARKETS SMALL CAPITALIZATION EQUITY INDEX NON-LENDABLE FUND	400 HOWARD STREET SAN FRANCISCO CA 94105	UNITED STATES OF AMERICA	51593	0.07
17	VANGUARD FTSE ALL-WORLD EX-US SMALL-CAP INDEXFUND	100 VANGUARD BOULEVARD MALVERN PA	UNITED STATES OF AMERICA	47028	0.07
18	EMERGING MARKETS SMALL CAPITALIZATION EQUITY INDEX FUND	400 HOWARD STREET SAN FRANCISCO CA 94105	UNITED STATES OF AMERICA	43756	0.06
19	CALIFORNIA PUBLIC EMPLOYEES' RETIREMENT SYSTEM	400 Q STREET LPE ROOM 4800 SACRAMENTO CA	UNITED STATES OF AMERICA	38629	0.06
20	ISHARES CORE TOTAL INTERNATIONAL STOCK MAURITIUS C O	INTERNATIONAL FINANCIAL SERVICES IFS COURT TWENTY EIGHT CYBERCITY EBENE MAURITIUS	MAURITIUS	38418	0.05
21	INDIA AVENUE EQUITY FUND	LEVEL 2 575 BOURKE STREET MELBOURNE AUSTRALIA	AUSTRALIA	34037	0.05
22	CANADIAN WORLD FUND LIMITED	10 TORONTO STREET CANADA	CANADA	33500	0.05
23	SCHRODER INDIA EQUITY FUND	JPMORGAN CHASE BANK N.A. INDIA SUB CUSTODY 6th FLOOR, PARADIGM B MINDSPACE, MALAD W, MUMBAI	INDIA	31990	0.05
24	ISHARES INDIA SC MAURITIUS COMPANY	IFS COURT TWENTYEIGHT CYBERCITY EBENE MAURITIUS	MAURITIUS	31840	0.05
25	SPDR S AND P EMERGING MARKETS SMALL CAP ETF	ONE LINCOLN STREET BOSTON MA	UNITED STATES OF AMERICA	25337	0.04
26	CITY OF NEW YORK GROUP TRUST	ONE CENTRE STREET NEW YORK NY 10007 2341	UNITED STATES OF AMERICA	22302	0.03
27	ENVISION INDIA FUND	KOTAK MAHINDRA BANK LIMITED KOTAK INFINITI BLDG N. 21 2ND FLR ZONE I CUSTODY SERVS INFINITY PARK GEN A.K.VAIDYA MARG MALAD E MUMBAI	INDIA	22000	0.03
28	SCHRODER INTERNATIONAL SELECTION FUND EMERGING MUL TI-ASSET INCOME	5 RUE HOHENHOF SENNINGERBERG		21935	0.03
29	STATE STREET GLOBAL SMALL CAP EQUITY EX-U.S. INDEX NON-LENDING SERIES FUND	ONE LINCOLN STREET BOSTON MA	UNITED STATES OF AMERICA	21146	0.03
30	NORTHERN TRUST COLLECTIVE EMERGING MARKETS SMALL C AP INDEX FUND- NON LENDING	50 S LaSalle Street Chicago Illinois	UNITED STATES OF AMERICA	17835	0.03
31	OKOWORLD WATER FOR LIFE	44 ESPLANADE DE LA MOSELLE 6637 WASSERBILLIG LUXEMBOURG	LUXEMBOURG	17500	0.03
32	WISDOMTREE INDIA INVESTMENT PORTFOLIO, INC.	C/O CIM GLOBAL BUSINESS 33 EDITH CAVELL STREET PORT LOUIS	MAURITIUS	16903	0.02
33	PUB EQUITIES EMERGING MARKETS 1	UETLIBERGSTRASSE 231 ZURICH	SWITZERLAND	15592	0.02
34	SPDR S AND P EMERGING MARKETS ETF	STATE STREET FINANCIAL CENTER ONE LINCOLN STREET BOSTON MA	UNITED STATES OF AMERICA	14744	0.02

35	COLLEGE RETIREMENT EQUITIES FUND - STOCK ACCOUNT	730 THIRD AVENUE NEW YORK NEW YORK	UNITED STATES OF AMERICA	12195	0.02
36	UPS GROUP TRUST	55 GLENLAKE PKWY NE ATLANTA GEORGIA	UNITED STATES OF AMERICA	11995	0.02
37	EMIRATES NBD SICAV - EMIRATES INDIA EQUITY FUND	49 AVENUE J F KENNEDY L-1855 LUXEMBOURG	LUXEMBOURG	9378	0.01
38	STATE STREET MSCI EMERGING MARKETS SMALL CAP INDEX NON-LENDING COMMON TRUST FUND	ONE LINCOLN STREET BOSTON MA	UNITED STATES OF AMERICA	8677	0.01
39	VANGUARD FIDUCIARY TRUST COMPANY INSTITUTIONAL TOTAL INTERNATIONAL STOCK MARKET INDEX TRUST	JPMORGAN CHASE BANK N.A. INDIA SUB CUSTODY 6th FLOOR, PARADIGM B MINDSPACE, MALAD W, MUMBAI	INDIA	8366	0.01
40	VANGUARD TOTAL WORLD STOCK INDEX FUND	100 VANGUARD BOULEVARD MALVERN PA	UNITED STATES OF AMERICA	7065	0.01
41	PUB EQUITIES EMERGING MARKETS 2	UETLIBERGSTRASSE 231 ZURICH	SWITZERLAND	6518	0.01
42	EMERGING MARKETS CORE EQUITY FUND OF DIMENSIONAL FUNDS ICVC	20 Triton Street Regents Place London NW1 3BF U K	UNITED KINGDOM	5754	0.01
43	ISHARES MSCI EM SMALL CAP UCITS ETF	JP MORGAN HOUSE IFSC DUBLIN 1	IRELAND	5624	0.01
44	EMERGING MARKETS SOCIAL CORE EQUITY PORTFOLIO OF DIMENSIONS GROUP INC.	6300 Bee Cave Road Building One Austin Texas 78746 USA	UNITED STATES OF AMERICA	5585	0.01
45	KB INDIA GROWTH EQUITY FUND	25F Shinhan Investment Corp 70 Yeoui-daero Yeongdeungpo-gu Seoul	SOUTH KOREA	5192	0.01
46	T.A. WORLD EX U.S. CORE EQUITY PORTFOLIO OF DIMENSIONS GROUP INC.	6300 Bee Cave Road Building One Austin Texas 78746 USA	UNITED STATES OF AMERICA	4435	0.01
47	PUBLIC EMPLOYEES RETIREMENT SYSTEM OF OHIO	277 EAST TOWN STREET COLUMBUS OH 43215 USA	UNITED STATES OF AMERICA	4421	0.01
48	BVK PERSONALVORSORGE DES KANTONS ZURICH	STAMPFENBACHSTRASSE 63 8006 ZURICH	SWITZERLAND	4161	0.01
49	STATE STREET GLOBAL ALL CAP EQUITY EX-US INDEX PORTFOLIO	ONE LINCOLN STREET BOSTON MA	UNITED STATES OF AMERICA	3877	0.01
50	EMERGING MARKETS SMALL CAPITALIZATION EQUITY INDEX FUND B	400 HOWARD STREET SAN FRANCISCO CA 94105	UNITED STATES OF AMERICA	3245	0.00
51	UNITED CHINA - INDIA DYNAMIC GROWTH FUND	21 COLLYER QUAY 10-02 HSBC BUILDING SINGAPORE 049320	SINGAPORE	2968	0.00
52	STATE STREET MSCI EMERGING MARKETS SMALL CAP INDEX SECURITIES LENDING FUND	ONE LINCOLN STREET BOSTON MA	UNITED STATES OF AMERICA	2787	0.00
53	UTI GOLDFINCH FUNDS PLC - UTI INDIA BALANCED FUND	CITIBANK N.A. CUSTODY SERVICES FIFC- 11TH FLR, G BLOCK PLOT C-54 AND C-55, BKC BANDRA - EAST, MUMBAI	INDIA	2573	0.00
54	SUNSUPER SUPERANNUATION FUND	30 LITTLE CRIBB STREET MILTON QLD	AUSTRALIA	2400	0.00
55	INTERNATIONAL MONETARY FUND - MANAGER A	700 19TH STREET NW WASHINGTON DC	UNITED STATES OF AMERICA	2117	0.00
56	MERCER QIF FUND PLC- MERCER INVESTMENT FUND 1	70 SIR JOHN ROGERSON'S QUAY DUBLIN 2	IRELAND	1918	0.00
57	ALASKA PERMANENT FUND	801 WEST 10TH STREET JUNEAU ALASKA	UNITED STATES OF AMERICA	1891	0.00
58	WORLD EX U.S. CORE EQUITY PORTFOLIO OF DIMENSIONS GROUP INC.	6300 Bee Cave Road Building One Austin Texas 78746 USA	UNITED STATES OF AMERICA	1873	0.00
59	AMERICAN CENTURY ETF TRUST-AVANTIS EMERGING MARKETS EQUITY ETF	DEUTSCHE BANK AG, DB HOUSE, HAZARIMAL SOMANI MARG, P.O.BOX NO. 1142, FORT MUMBAI	INDIA	1657	0.00
60	SSGA SPDR ETFS EUROPE I PUBLIC LIMITED COMPANY - SPDR MSCI EMERGING MARKETS SMALL CAP UCITS ETF	78 SIR JOHN ROGERSONS QUAY DUBLIN 2	IRELAND	1531	0.00
61	ISHARES EMERGING MARKETS IMI EQUITY INDEX FUND	LEVEL 26 101 COLLINS STREET MELBOURNE VIC	AUSTRALIA	1498	0.00
62	EMERGING MARKETS SUSTAINABILITY CORE 1 PORTFOLIO	CITIBANK N.A. CUSTODY SERVICES FIFC- 11TH FLR, G BLOCK PLOT C-54 AND C-55, BKC BANDRA - EAST, MUMBAI	INDIA	1436	0.00
63	UTAH STATE RETIREMENT SYSTEMS	540 East 200 South Salt Lake City Utah	UNITED STATES OF AMERICA	1310	0.00
64	VANGUARD ESG INTERNATIONAL STOCK ETF	JPMORGAN CHASE BANK N.A. INDIA SUB CUSTODY 6th FLOOR, PARADIGM B MINDSPACE, MALAD W, MUMBAI	INDIA	1144	0.00
65	CITY OF LOS ANGELES FIRE AND POLICE PENSION PLAN	360 E Second Street Suite 600 Los Angeles CA		1131	0.00
66	JOHN HANCOCK FUNDS II EMERGING MARKETS FUND	601 CONGRESS STREET BOSTON MA 02210 2805 USA	UNITED STATES OF AMERICA	1012	0.00
67	MORGAN STANLEY DEAN WITTER INVESTMENT MANAGEMENT INC, A/C INDIA SPECIAL SITUATIONS FUND	STANDARD CHARTERED BANK SECURITIES SERVICES, 3RD FLOOR 23-25, MAHATMA GANDHI ROAD FORT, MUMBAI	INDIA	1000	0.00
68	PUBLIC EMPLOYEES RETIREMENT ASSOCIATION OF NEW MEXICO	33 PLAZA LA PRENSA SANTA FE NEW MEXICO	UNITED STATES OF AMERICA	943	0.00
69	LEGAL AND GENERAL ASSURANCE (PENSION MANAGEMENT) LIMITED	One Coleman Street London	UNITED KINGDOM	649	0.00
70	DIMENSIONAL FUNDS PLC - MULTI-FACTOR EQUITY FUND	25/28 NORTH WALL QUAY DUBLIN 1	IRELAND	607	0.00
71	NORTHERN TRUST COMMON ALL COUNTRY WORLD EX-US INVESTABLE MARKET INDEX FUND-NON LENDING	50 South LaSalle Street Chicago Illinois	UNITED STATES OF AMERICA	504	0.00
72	DSP GLOBAL FUNDS ICAV - DSP INDIA EQUITY FUND	HSBC SECURITIES SERVICES 11TH FLOOR, BLDG 3, NESCO - IT PARK NESCO COMPLEX, W.E. HIGHWAY GOREGAON (EAST), MUMBAI	INDIA	247	0.00

73	VANGUARD INVESTMENT SERIES PLC - VANGUARD ESG EMER GING MARKETS ALL CAP EQUITY INDEX FUND	HSBC SECURITIES SERVICES 11TH FLOOR BLDG 3 NESCO IT PARK NESCO COMPLEX W E HIGHWAY GOREGAON EAST MUMBAI	INDIA	236	0.00
74	DIMENSIONAL EMERGING CORE EQUITY MARKET ETF OF DIM ENSIONAL ETF TRUST	CITIBANK N.A. CUSTODY SERVICES FIFC- 11TH FLR, G BLOCK PLOT C-54 AND C-55, BKC BANDRA - EAST, MUMBAI	INDIA	24	0.00
	TOTAL:			3028843	4.33