

Owner's Manual  
Original instructions

# **DUET** mini

## **TABLE TOP COOLING FAN**



### **IMPORTANT READ AND SAVE THESE INSTRUCTIONS.**

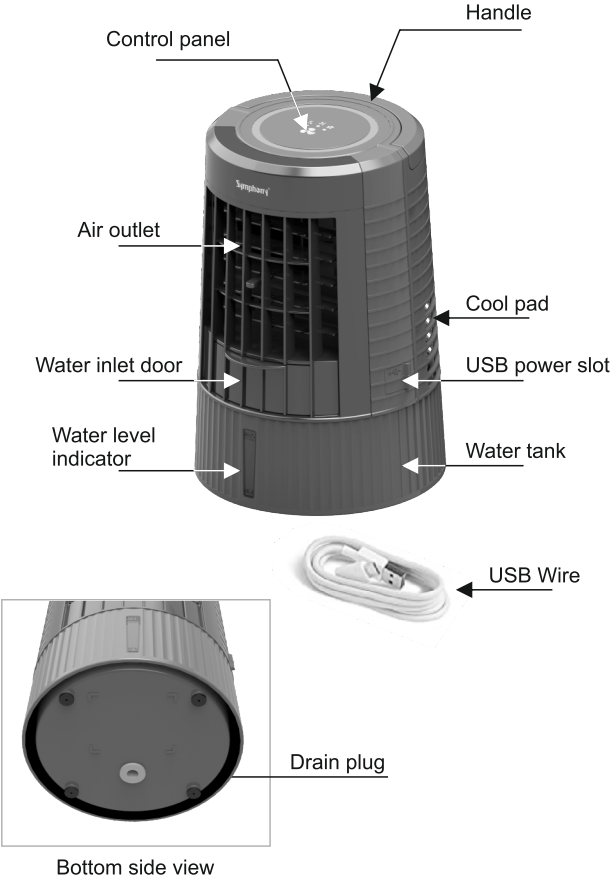
Please keep this important manual in a safe place.  
It is the owner's responsibility to ensure that regular maintenance is  
carried out on this evaporative cooling product.

natural cooling


**Symphony**<sup>®</sup>

[www.symphonylimited.com](http://www.symphonylimited.com)

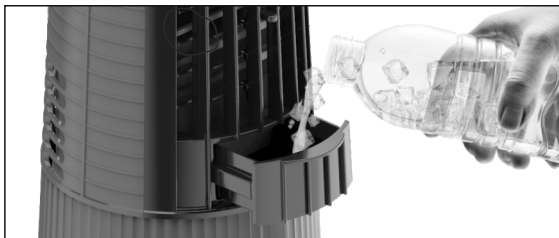
Product part description



## Usage :

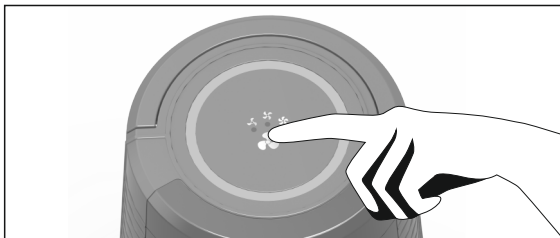



- 1.** Product on a flat surface such as a table or desk.  
Attach USB and plug into USB adaptor / Laptop / Power bank




- 2.** Fill the water tank by gently pouring water or add ice for more cooling from front side water inlet door.

## Usage :



- 3.** Touch the  button to turn product ON  
It will default to low speed mode
- 1st touch : Power on, Low speed  
2nd touch: Medium speed  
3rd touch : High speed  
4th touch : Power off




- 4.** use the air direction tab to adjust airflow  
up/down to your preference.

## Maintenance :



- 1.** Pull to open back panel

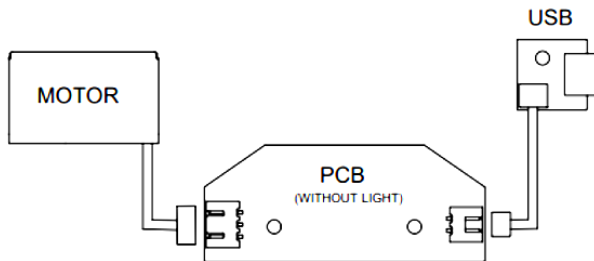


- 2.** We recommend weekly cleaning of your product and cool pad to keep in best working condition, and replacing the cool pad every 3-6 months.

## Electrical specification :

Model name : Duet mini

Watts : DC 5V



## Warnings :

- Do not carry product when filled with water, Some water may remain in unit even if tank is empty.
- Use only clean water. If needed, use distilled water.
- Please read and follow regular maintenance as recommended in "Maintenance" section of this guide.
- product works best in non-polluted areas. Large dust/dirt particles may reduce lifetime of unit.
- We recommend use only in dry locations. If using in a moist area or environment, take care not to get water on external areas of the product.
- If a leak or spill occurs on the surface of device, unplug product and let it dry for 24 hours. Then, use as normal.
- Do not place in direct sunlight for extended period of time.

## Warnings :

- Before not using product for extended periods of time, empty the water tank, turn unit on, and set to highest fan speed for at least 4 hours. This will dry out then and inside of your unit.
- Only use the original power cord supplied in package.
- Do not touch the power supply or power cord with wet hands
- Unplug product when cleaning, removing/replacing filter, or moving the device
- For best results, place product on a higher surface like a table or counter top.
- Do not place product near a heater or any electrical equipment.
- Do not place the device in passageways or high traffic areas where there is a possibility of tripping or knocking it over.
- Do not allow any foreign objects inside product
- Do not place items on top
- Do not block the front and back grills of the device.
- Do not turn the device upside down.
- Do not submerge the under water or other liquids.
- Do not place near open flames or fire sources.
- People with limited physical, visual or mental abilities or lacking proper experience and/or knowledge should never use the device without supervision of those responsible for their safety or those capable of assistance in using the device.
- The device can be switched off completely only when disconnected from the power supply.
- The manufacturer does not bear any responsibility for any damage from failure to comply with this product guide.



## **Symphony Limited**

Symphony House, FP12-TP50 Bodakdev,  
Off SG Highway, Ahmedabad 380059, India.  
E-mail: [service@symphonylimited.com](mailto:service@symphonylimited.com)

natural cooling

**Symphony®**

[www.symphonylimited.com](https://www.symphonylimited.com)